

Yealink Teams HD IP Phones Release Notes of Version 15

Table of Contents

Yealink Teams HD IP Phones Release Notes of Version 15	1
Yealink Teams HD IP Phones Release Notes of Version x.15.0.53	3
1. Introduction	3
2. Feature List	3
3. Optimization	3
4. Bug Fixes	3
5. Features Descriptions	4
Yealink Teams HD IP Phones Release Notes of Version x.15.0.41	5
1. Introduction	5
2. Feature List	5
3. Optimization	5
4. Bug Fixes	5
5. Features Descriptions	6
6. Optimization Descriptions	6
Yealink Teams HD IP Phones Release Notes of Version x.15.0.38	7
1. Introduction	7
2. Feature List	7
3. Optimization	7
4. Bug Fixes	7
5. Features Descriptions	8
Yealink Teams HD IP Phones Release Notes of Version x.15.0.36	10
1. Introduction	10
2. Feature List	10
3. Optimization	10
4. Bug Fixes	11
5. Features Descriptions	11
Yealink Teams HD IP Phones Release Notes of Version x.15.0.20	13
1. Introduction	13
2. Feature List	13
3. Optimization	14
4. Bug Fixes	14
5. Features Descriptions	14

Yealink Teams HD IP Phones Release Notes of Version x.15.0.53

1. Introduction

- Firmware Version:
 - T58A: 58.15.0.41 upgrades to 58.15.0.53
 - T56A: 58.15.0.41 upgrades to 58.15.0.53
 - T55A: 58.15.0.41 upgrades to 58.15.0.53
 - CP960: 73.15.0.38 upgrades to 73.15.0.45
- Teams Version: 1449/1.0.94.2019082001
- Partner APP Version:
 - T55A/T56A/T58A: 1.15.0.19090415
- Applicable Models: T55A, T56A, T58A, CP960
- Release Date: Sept 24th, 2019.

2. Feature List

1. Supported CAP.
2. Supported Dark Theme.
3. Supported Ringing Multiple Incoming Calls.
4. Supported IP Phone policies.

3. Optimization

None

4. Bug Fixes

1. Fixed an issue that after the outgoing call is cancelled, the ring back tone may still be heard in Teams app.
2. Fixed an issue that after a second call is placed, the Mute LED indicator may not be reset yet.
3. Fixed an issue that if there are two call notifications, it may not be updated automatically after you handled it.

4. Fixed an issue that if the user uses Teams Desktop Client to call the phone installed with Teams app, the phone may not ring but get a missed call notification.
5. Fixed an issue that the cached credentials of the last sign-in may be still used for the next time when you sign into the Teams app.

5. Features Descriptions

1. Supported CAP.

Description: After the user signs into the CAP account, the phone is used directly as a common area phone. The following features are not available for a Common Area Phone:

- The Voicemail feature
- The Teams Meeting Feature
- The Phone Lock feature

2. Supported Dark Theme.

Description: You can enable or disable the Dark theme on the phone via Settings -> Dark theme.

Yealink Teams HD IP Phones Release Notes of Version x.15.0.41

1. Introduction

- Firmware Version:
T58A: 58.15.0.38 upgrades to 58.15.0.41
T56A: 58.15.0.38 upgrades to 58.15.0.41
T55A: 58.15.0.38 upgrades to 58.15.0.41
- Teams Version: 1449/1.0.94.2019062601
- Partner APP Version:
T55A/T56A/T58A: 1.15.0.19070913
- Applicable Models: T55A, T56A, T58A
- Release Date: Jul 26th, 2019.

2. Feature List

1. Supported the language of Dutch (Netherlands) for the phone user interface.
2. Supported reset to factory settings without admin password.

3. Optimization

1. Optimized the Teams Feature License.

4. Bug Fixes

1. Fixed an issue that the phone may not able to enter device setting while in calling.
2. Fixed an issue that you may not reset user settings from admin settings.
3. Fixed an issue that the incorrect serial number may be reported in Intune.
4. Fixed an issue that when Large Text is enabled on T55A, the dial pad may not be displayed normally.

5. Features Descriptions

1. Supported the language of Dutch(Netherlands).

Description: You can change the language to Dutch(Netherlands) for the phone user interface.

2. Supported reset to factory settings without admin password.

Description: You can reset to factory settings via long press *and# without admin password.

6. Optimization Descriptions

1. Optimized the Teams Feature License.

Description: By default, the phone has a built-in Teams feature license, which allows user to use Yealink phones with Teams features directly. Any Open SIP build upgrades to Teams build will be required to apply and import the license.

Any Teams upgrades to Skype for Business will not need to be required additional license. And vice versa.

Any Teams will not be allowed to downgrade to the Open SIP from this release. If Teams phones are under temporary license (for demo testing purpose) and want to get back to Open SIP, please contact Yealink support team for technical support for an unlock license.

Once upgraded to the latest Teams, it will not be allowed to downgrade to the previous Teams version.

Yealink Teams HD IP Phones Release Notes of Version x.15.0.38

1. Introduction

- Firmware Version:
 - T58A: 58.15.0.36 upgrades to 58.15.0.38
 - T56A: 58.15.0.36 upgrades to 58.15.0.38
 - T55A: 58.15.0.36 upgrades to 58.15.0.38
 - CP960: 73.15.0.36 upgrades to 73.15.0.38
- Teams Version: 1449/1.0.94.2019031201
- Partner APP Version:
 - T55A/T56A/T58A: 1.15.0.19043022
 - CP960: 1.15.0.19040418
- Applicable Models: T58A, T56A, T55A, CP960
- Release Date: May 15th, 2019.

2. Feature List

1. Supported Hybrid Mode (two APPs running on the phone in the meanwhile: Team APP and Survivability App). Note that this feature will be supported by T55A in September 2019.

3. Optimization

None

4. Bug Fixes

None

5. Features Descriptions

1. Hybrid Mode

Description: Teams phone supports hybrid mode. This feature is suitable for the scenario of disconnection with local MS server. In addition, it can be applied to customers who migrate from SIP solutions to Teams solutions. During the transition period, there will be both SIP account users and Teams account users within the enterprise, and we will make it possible for these two groups to communicate with each other.

To enable hybrid mode on the Teams phone, you need configure these parameters in the CFG file.

```
features.hybrid_mode.enable=1
account.X.sip_server.1.address = <SBC IP Address>
account.X.user_name = <Username>
account.X.password = <Password>    [X ranges from 1 to 12]
```

There are two APPs (Teams APP and Survivability APP) running on the Teams phone. And Yealink Teams phone supports the registration of multiple accounts (including Teams and SIP accounts) on the phone. the user can dial or answer SIP calls on survivability APP.

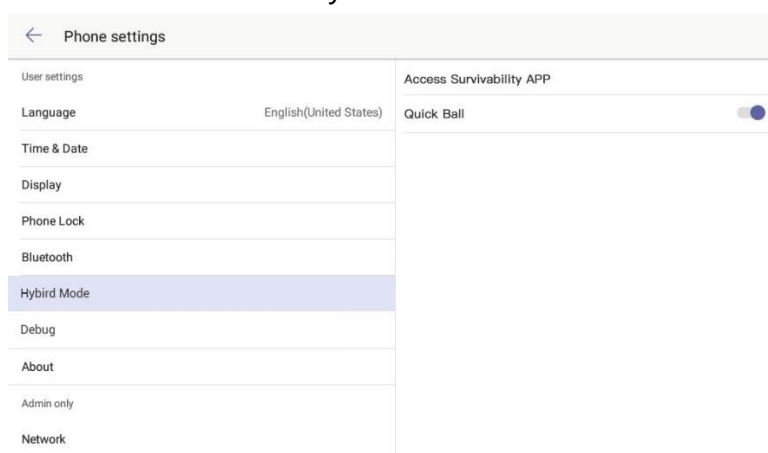


Figure 1 - Entrance of Survivability APP on Teams APP

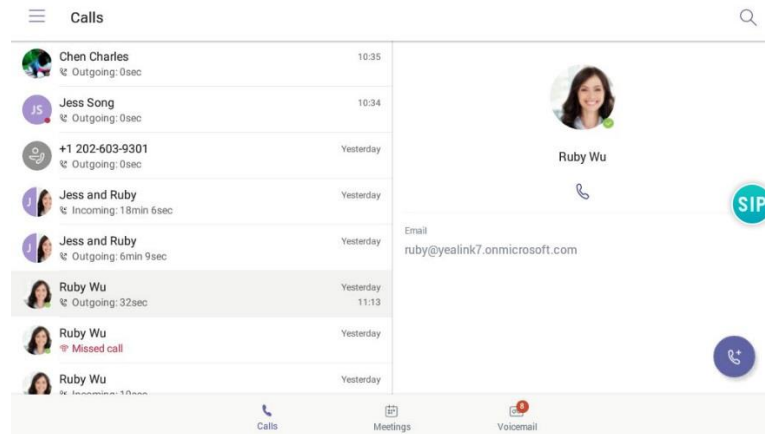


Figure 2 - Enabling Quick Ball on Teams APP

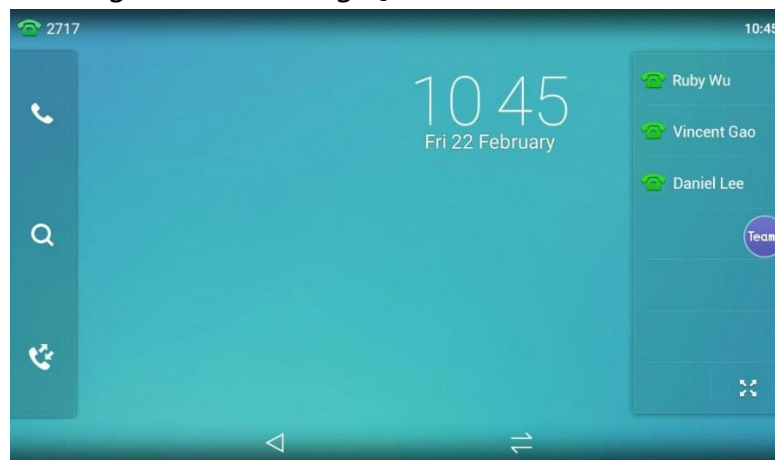


Figure 3 - Main Screen of Survivability APP

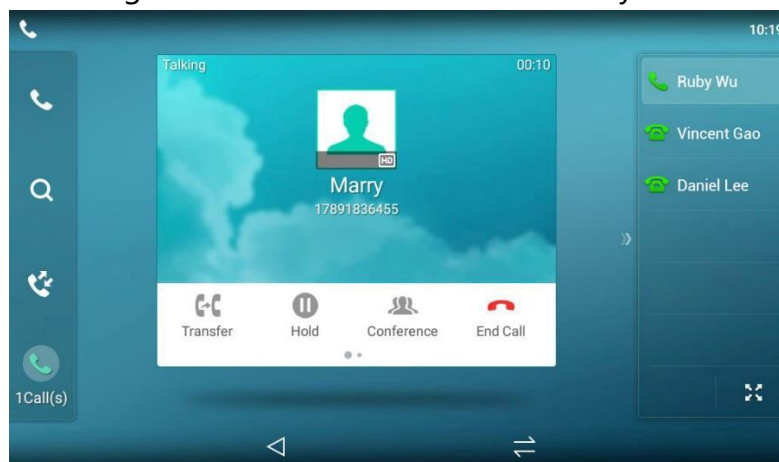


Figure 4 - Placing a call on Survivability APP

Yealink Teams HD IP Phones Release Notes of Version x.15.0.36

1. Introduction

- Firmware Version:
 - T58A: 58.15.0.20 upgrades to 58.15.0.36
 - T56A: 58.15.0.20 upgrades to 58.15.0.36
 - T55A: 58.15.0.36
 - CP960: 73.15.0.20 upgrades to 73.15.0.36
- Teams Version: 1449/1.0.94.2019031201
- Partner APP Version:
 - T55A/T56A/T58A: 1.15.0.19043022
 - CP960: 1.15.0.19040418
- Applicable Models: T58A, T56A, T55A, CP960
- Release Date: May 14th, 2019.

2. Feature List

1. Unified the firmware of T58A, T56A and T55A. Supported T55A Teams IP phones.
2. Supported Accessibility Features
 - (1) Large Text
 - (2) High Contrast Mode
 - (3) Color Correction
3. Supported emergency call on the lock screen
4. Supported Bluetooth via USB dongle (for T56A/T55A Teams phone only, T58A is armed with built-in Bluetooth)
5. Supported CPE90 wired microphone and CPW90 wireless microphone on CP960 Teams phone.

3. Optimization

None

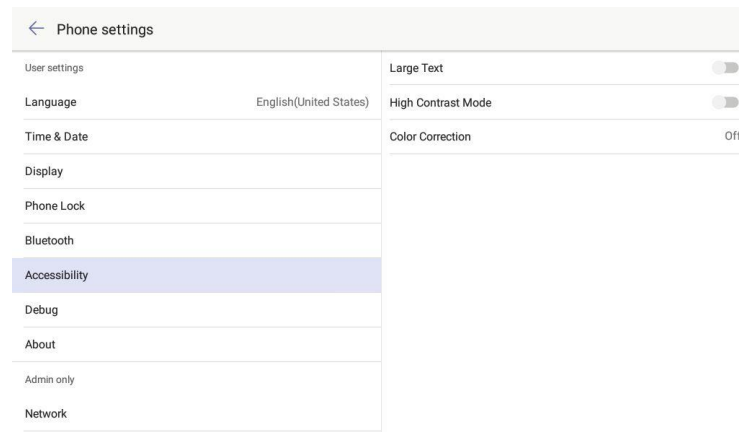
4. Bug Fixes

None

5. Features Descriptions

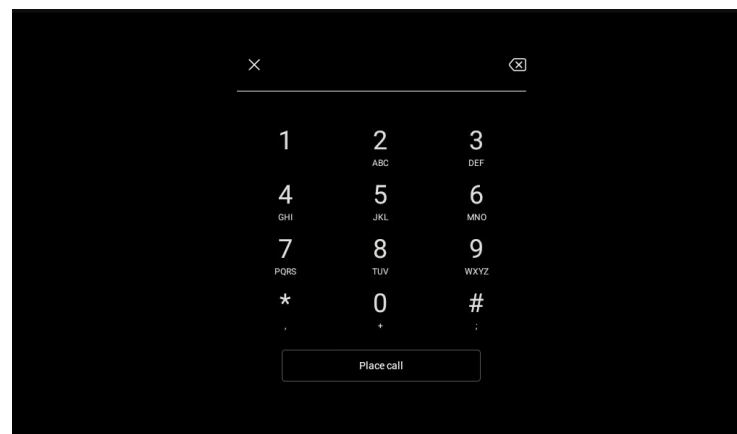
1. Using accessibility features

Description: The phone includes a number of features to accommodate vision-impaired users. You can change displayed text size and contrast if any difficulties in reading text on screen. And you can change color mode if any difficulties in color recognition. These features are disabled by default, and after you sign out the current account, the personal configuration for those accessibility features will be reset.



2. Placing emergency call on the lock screen

Description: Once locking the phone, you can dialing an emergency number without having to unlock.

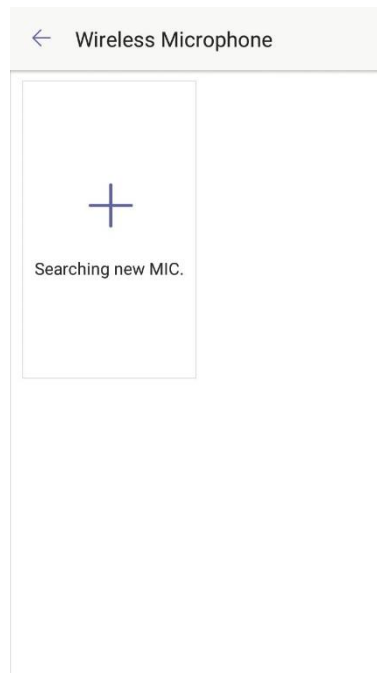


3. Using Bluetooth via USB dongle (for T55A/T56A Teams phone only)

Description: The T58A/T56A/T55A Teams phone supports Bluetooth. You can pair and connect the Bluetooth headset to your phone. Before using Bluetooth feature on T55A and T56A, make sure the Bluetooth USB Dongle BT41 is connected.

4. Using the CP Wireless Expansion Mic CPW90

Description: The Yealink CPW90 is a CP Wireless Expansion Mic which works as an audio input device for CP960 IP phone. It features superior audio technology and supports 360-degree voice pickup range at a radius of up to 10 feet (3 meters) without any wiring troubles. On your phone, navigate to **Settings -> Device Settings** to register CPW90 with the IP phone to use the CPW90 as the external audio input device.



Yealink Teams HD IP Phones Release Notes of Version x.15.0.20

1. Introduction

- Firmware Version:
 - T58A: 58.15.0.20
 - T56A: 58.15.0.20
 - CP960: 73.15.0.20
- Teams Version: 1449/1.0.94.2018121201
- Partner APP Version:
 - T56A/T58A: 1.15.0.19010320
 - CP960: 1.15.0.19010418
- Applicable Models: T58A, T56A, CP960
- Release Date: Jan 7th, 2019.

2. Feature List

1. Calling
 - (1) Incoming/Outgoing P2P calls
 - (2) In-call controls via UI
 - (3) Call hold/Call mute/Call transfer/Call forward
 - (4) Second forwarded if unanswered
 - (5) PSTN calls
 - (6) Synchronized call logs
 - (7) Visual Voicemail
2. Calendar and Presence
 - (1) Presence Integration, Presence status control
 - (2) Exchange Calendar Integration
 - (3) Contact Picture Integration
 - (4) Corporate Directory Access
3. Meetings
 - (1) One-click Join for Meetings
 - (2) Join Skype for Business meetings
 - (3) Meeting Call controls (Mute/unmute, hold/resume, hang up, add/remove participant)

- (4) Meeting Details
- (5) Schedule Teams meeting
- (6) Join Skype for Business meeting
- 4. Phone Features
 - (1) Personal/shared mode
 - (2) Sign in with user credentials
 - (3) Phone lock/unlock
 - (4) Screensaver
 - (5) Power Saving
 - (6) Supports USB Headset (Only applicable to T56A/T58A)
 - (7) Supports Bluetooth Headset (Only applicable to T58A)

3. Optimization

None

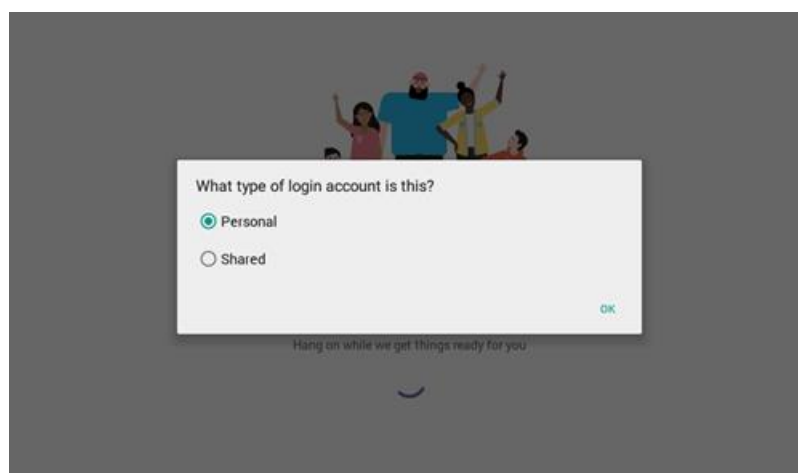
4. Bug Fixes

None

5. Features Descriptions

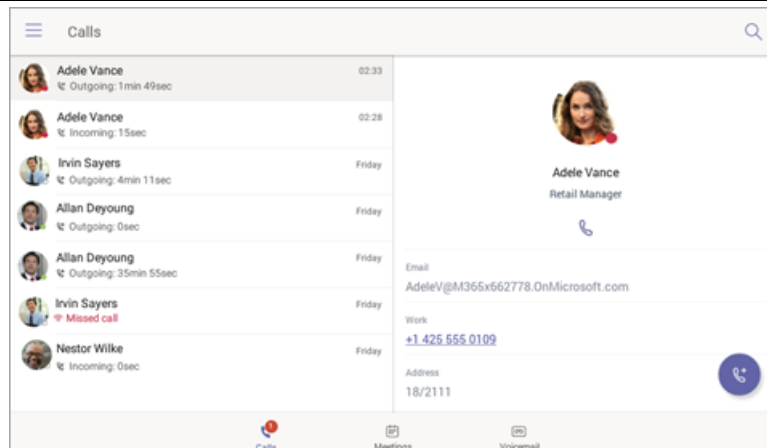
1. Personal/shared mode

Description: After successful sign-in, the user can choose whether the device will be used for personal use or in a shared conference room.

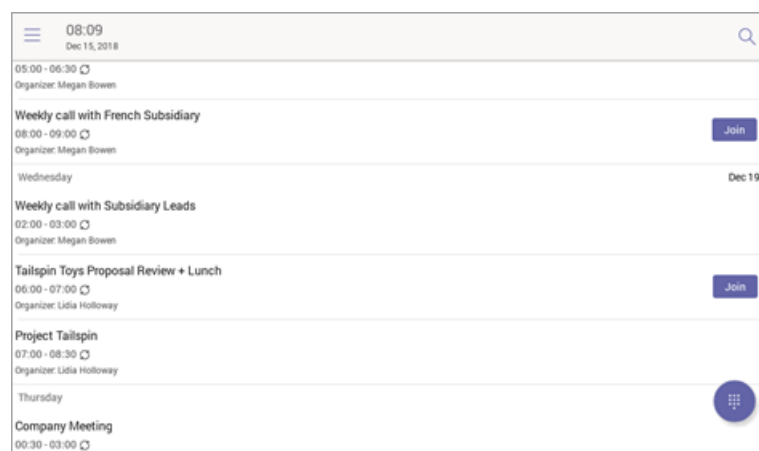


The Teams phone experience is optimized based on the user's selection.

Personal mode



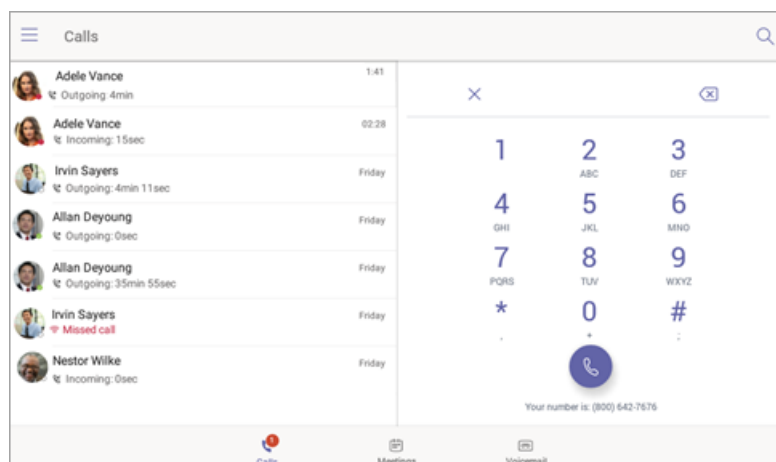
Shared mode



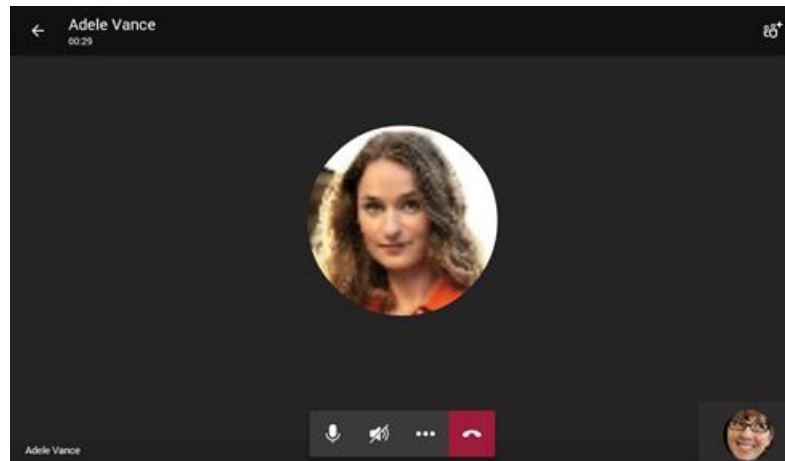
2. Calling experience

Description: The Microsoft Teams user can lift the handset or press the **Speaker** button to launch the dial pad on the calling screen. Alternatively, the user can use the hardware buttons (if available) to dial out a number.

On-screen dial pad



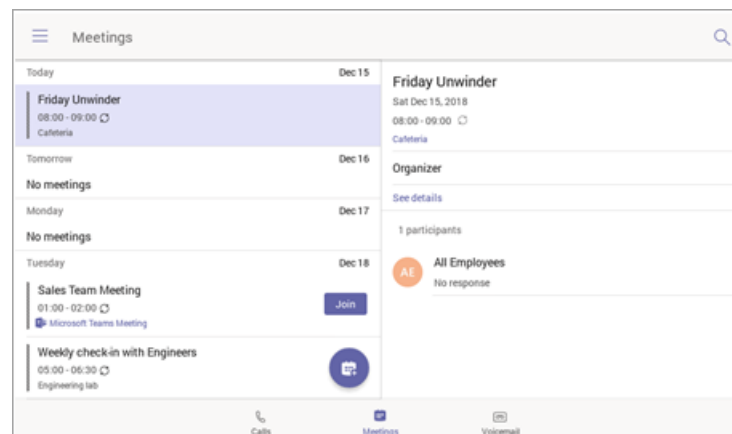
Calling screen



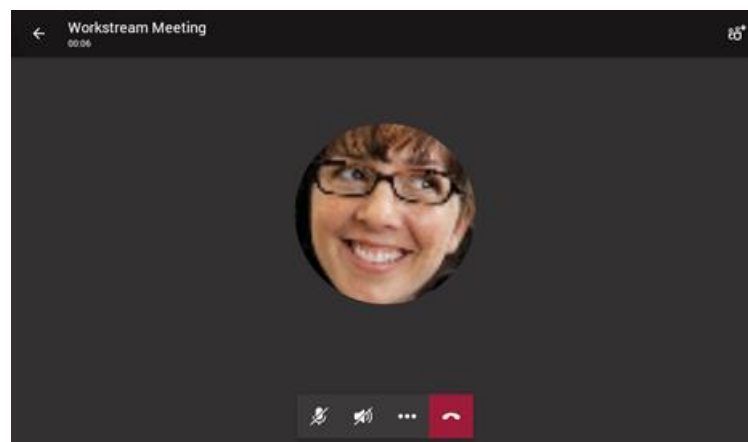
3. Meeting experience

Description: The Microsoft Teams user can navigate to the meetings tab to view their meetings and use the **Join** button to join their Teams meetings.

Calendar view

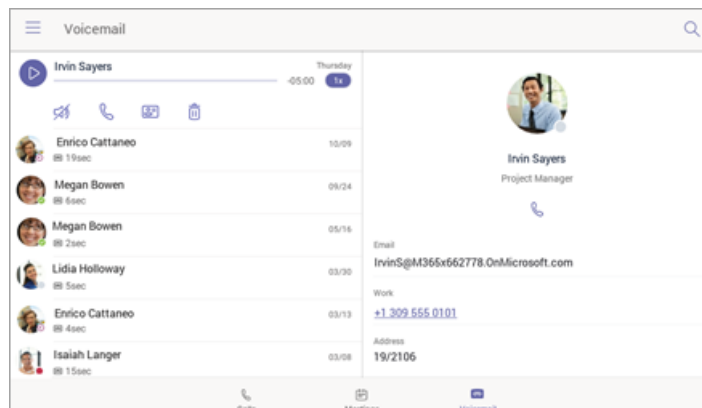


Meeting join view



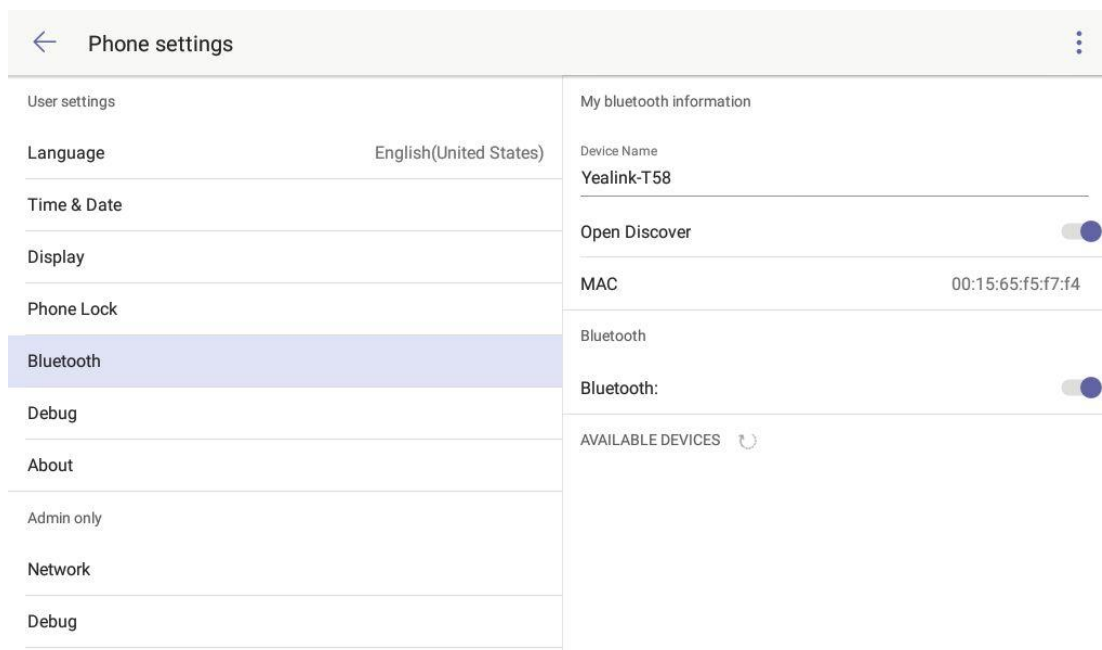
4. Voicemail

Description: The Microsoft Teams user can access their voicemail when they navigate to the **Voicemail** tab.



5. Bluetooth

Description: On your phone, navigate to **Settings** -> **Device Settings** to activate the Bluetooth mode. After that, you can pair and connect the Bluetooth headset to your phone (For the compatible Bluetooth headset, please refer to *Tested headset list compatible with Yealink IP Phone*). Bluetooth feature is only available for T58A Teams phone and now it is not supported PC connection and playing music via Bluetooth.



6. Phone Lock

Description: After the phone is registered with the account, you can navigate to **Settings** -> **Device Settings** to configure the phone lock feature. If you do not sign into the phone with the account, this feature is not

available.

←

Phone settings

✓

User settings

Language English(United States)

Time & Date

Display

Phone Lock

Bluetooth

Debug

About

Admin only

Network

Debug

Lock Enable ☒

New PIN

.....

Confirm PIN

PIN 's length must be 6 digits

Idle time-out 15min