

Yealink VP59 Teams Video Phone Release Notes of Version 15

Table of Contents

Yealink VP59 Teams Video Phone Release Notes of Version 15	1
Yealink VP59 Teams Video Phone Release Notes of Version 91.15.0.26	2
1. Introduction	2
2. Feature List	2
3. Optimization	2
4. Bug Fixes	2
5. Features Descriptions	3
Yealink VP59 Teams Video Phone Release Notes of Version 91.15.0.16	4
1. Introduction	4
2. Feature List	4
3. Optimization	5
4. Bug Fixes	5
5. Features Descriptions	5

Yealink VP59 Teams Video Phone Release Notes of Version 91.15.0.26

1. Introduction

- Firmware Version:
VP59: 91.15.0.16 upgrades to 91.15.0.26
- Teams Version: 1449/1.0.94.2019082001
- Partner APP Version:
VP59: 1.15.0.19090415
- Applicable Models: VP59
- Release Date: Sept 24th, 2019.

2. Feature List

1. Supported CAP.
2. Supported Dark Theme.
3. Supported Ringing Multiple Incoming Calls.
4. Supported IP Phone policies.

3. Optimization

None

4. Bug Fixes

1. Fixed an issue that after the outgoing call is cancelled, the ring back tone may still be heard in Teams app.
2. Fixed an issue that after a second call is placed, the Mute LED indicator may not be reset yet.
3. Fixed an issue that if there are two call notifications, it may not be updated automatically after you handled it.
4. Fixed an issue that if the user uses Teams Desktop Client to call the phone installed with Teams app, the phone may not ring but get a missed call notification.
5. Fixed an issue that the cached credentials of the last sign-in may be still used

for the next time when you sign into the Teams app.

5. Features Descriptions

1. Supported CAP.

Description: After the user signs into the CAP account, the phone is used directly as a common area phone. The following features are not available for a Common Area Phone:

- The Voicemail feature
- The Teams Meeting Feature
- The Phone Lock feature

2. Supported Dark Theme.

Description: You can enable or disable the Dark theme on the phone via Settings -> Dark theme.

Yealink VP59 Teams Video Phone Release Notes of Version 91.15.0.16

1. Introduction

- Firmware Version:
VP59: 91.15.0.16
- Teams Version: 1449/1.0.94.2019062502
- Partner APP Version: 1.15.0.19070316
- Applicable Models: VP59
- Release Date: Jul 1st, 2019.

2. Feature List

1. Calling
 - (1) Video calls/Audio calls
 - (2) Incoming/Outgoing P2P calls
 - (3) In-call controls via UI
 - (4) Call hold/Call mute/Call transfer/Call forward
 - (5) PSTN calls
 - (6) Synchronized call logs
 - (7) Configure incoming calls
 - (8) Visual Voicemail
2. Calendar and Presence
 - (1) Presence Integration, Presence status control
 - (2) Set status message
 - (3) Exchange Calendar Integration
 - (4) Contact Picture Integration
 - (5) Corporate Directory Access
3. Meetings
 - (1) One-click Join for Meetings
 - (2) Join Skype for Business meetings
 - (3) Meeting Call controls (Mute/unmute, hold/resume, hang up, add/remove participant)
 - (4) Meeting Details
 - (5) Schedule Teams meeting
 - (6) Join Skype for Business meeting
4. Phone Features

- (1) Personal/shared mode
- (2) Sign in with user credentials
- (3) Sign in via website
- (4) Dark theme
- (5) Time Display
- (6) Phone lock/unlock
- (7) Accessibility
- (8) Screensaver
- (9) Power Saving
- (10) Supports USB Headset
- (11) Supports Bluetooth Headset

3. Optimization

None

4. Bug Fixes

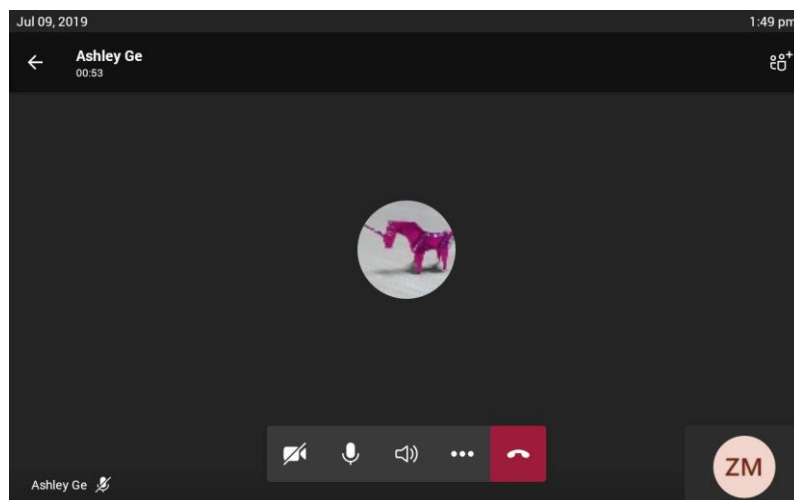
None

5. Features Descriptions

1. Calling experience


Description: The Microsoft Teams user can lift the handset or press the **Speaker** button to launch the dial pad on the calling screen. Alternatively, the user can use the hardware buttons to dial out a number.

Calling screen



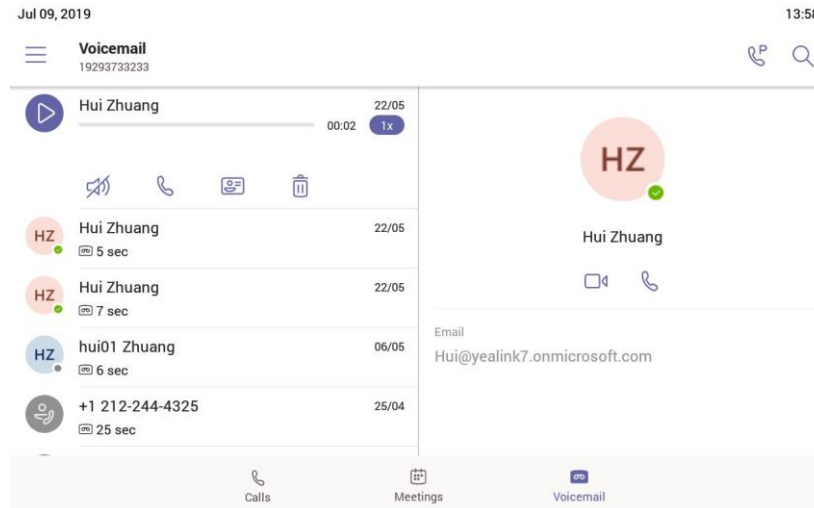
2. Video experience

Description: During a video call, you can turn on the local camera so that the remote party can see your video image. You can also press the **VIDEO** key on the phone or press the camera button on touchscreen to turn on/turn off the local camera.



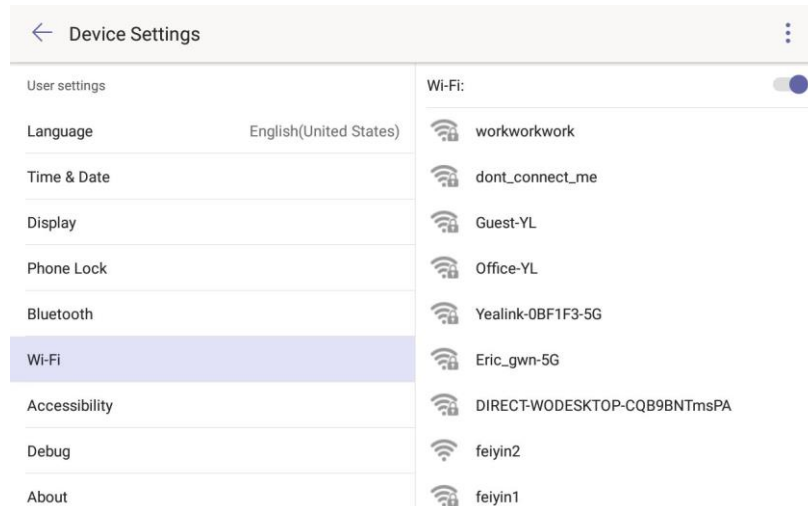
3. Voicemail

Description: The Microsoft Teams user can access their voicemail when they navigate to the **Voicemail** tab.



4. Wi-Fi

Description: When Wi-Fi feature is enabled on the phone, you can connect to the wireless network and check the Wi-Fi status. If the wireless network and the wired network are both available, the wireless network is with priority.



5. Limited upgrade/downgrade via license

Description: By default, the phone has a built-in Teams feature license, which allows user to use Yealink phones with Teams features directly. Any Open SIP/VCS build upgrades to Teams build will be required to apply and import the license. Any Teams will not be allowed to downgrade to the Open SIP/VCS from this release. If Teams are under temporary license (for demo testing purpose) and want to get back to Open SIP/VCS please contact Yealink support team for technical support for a unlock license.