

## **Yealink CP960 Zoom Edition Release Notes of Version 73.30.0.25**

### **Table of Contents**

<b>Yealink CP960 Zoom Edition Release Notes of Version 73.30.0.25.....</b>	<b>1</b>
<b>Yealink CP960 Zoom Edition Release Notes of Version 73.30.0.25.....</b>	<b>2</b>
1. Introduction.....	2
2. New Features.....	2
3. Optimization.....	2
4. Bug Fixes.....	2
5. New Features Descriptions.....	2

## Yealink CP960 Zoom Edition Release Notes of Version 73.30.0.25

### 1. Introduction

- Firmware Version:  
CP960: 73.30.0.15 upgrades to 73.30.0.25
- Applicable Models: CP960
- Release Date: Oct 15<sup>th</sup>, 2019.

### 2. New Features

1. Added the feature of Setup Wizard.
2. Added the feature of Hybrid Mode.
3. Added the feature of CP960 USB Mode.
4. Zoom Rooms Controller Upgrade.

### 3. Optimization

None

### 4. Bug Fixes

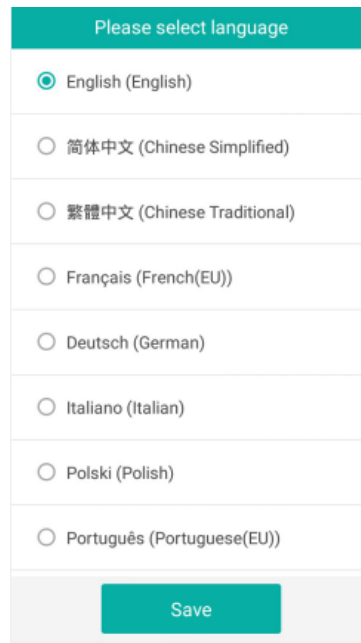
1. Fixed some bugs and improved the system stability as well as compatibility.

### 5. New Features Descriptions

#### 1. Added the feature of Setup Wizard.

**Description:** By default, the system will go to Language Selection after reboot, and this step cannot be skipped. User should and only can select system language in this interface, other operations are not allowed. If you do not select the system language and power off the CP960, after you reboot, the system will still go to Language

Selection automatically by default.



A dialog box titled "Please select language" with a teal header. It contains a list of language options, each with a radio button. "English (English)" is selected. The options are: English (English), 简体中文 (Chinese Simplified), 繁體中文 (Chinese Traditional), Français (French(EU)), Deutsch (German), Italiano (Italian), Polski (Polish), and Português (Portuguese(EU)). A teal "Save" button is at the bottom.

## 2. Added the feature of Hybrid Mode.

**Description:** After you turn Hybrid Mode on and unlock Zoom Rooms Controller App, you can switch among the desktop, the SIP pre-dialing screen and ZRC App freely. Also, you can experience Zoom video conferences as well as SIP calls and conferences as needed.

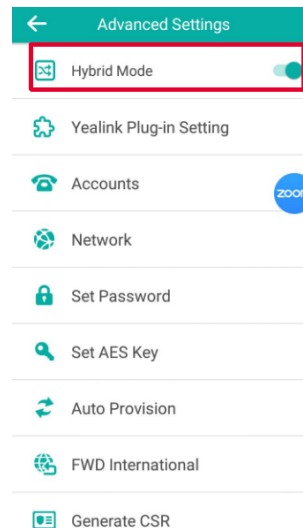
**The parameters in the auto provision template are described as follow:**

*features.zoom\_hybrid\_mode.enable =*

### **Configure Hybrid Mode via CP960:**

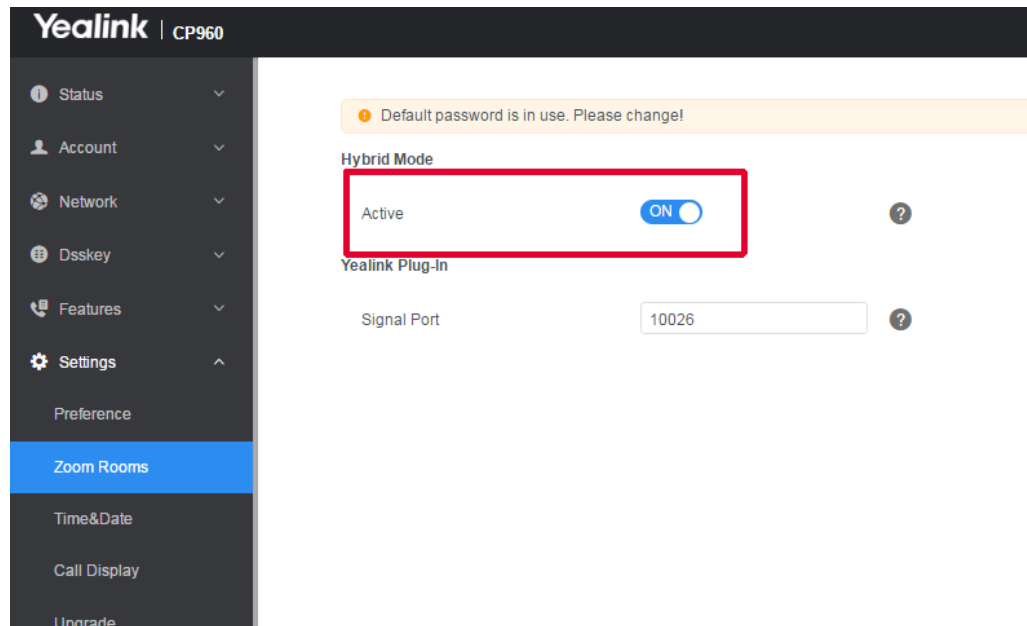
Swipe down from the top of the screen to enter the Control Center -> Tap **Settings** ->

**Advanced Settings** -> **Hybrid Mode.**



## Configure Hybrid Mode via web user interface:

Click **Settings** -> **Zoom Rooms** -> **Hybrid Mode**.



### 3. Added the feature of CP960 USB Mode.

**Description:** You can connect CP960 to PC via USB cable, and use CP960 as audio device for the PC.

### 4. Zoom Rooms Controller Upgrade.

**Description:** Upgraded the Zoom Rooms Controller App to version 4.5.0.