

Yealink VC210 Teams Collaboration Bar Release Notes of Version 118.15.0.32

Table of Contents

Yealink VC210 Teams Collaboration Bar Release Notes of Version 118.15.0.32	1
Yealink VC210 Teams Collaboration Bar Release Notes of Version 118.15.0.32	2
1. Introduction	2
2. New Features.....	2
3. Optimization.....	2
4. Bug Fixes.....	2
5. Points for Attention.....	2

Yealink VC210 Teams Collaboration Bar Release Notes of Version 118.15.0.32

1. Introduction

- Firmware Version and Applicable Model:
VC210: 118.15.0.23 upgrades to 118.15.0.32
- Release Date: September 1, 2020

2. New Features

1. Content Layout
2. Structured Meetings
3. Live Captions
4. Raise Hand Support

3. Optimization

None

4. Bug Fixes

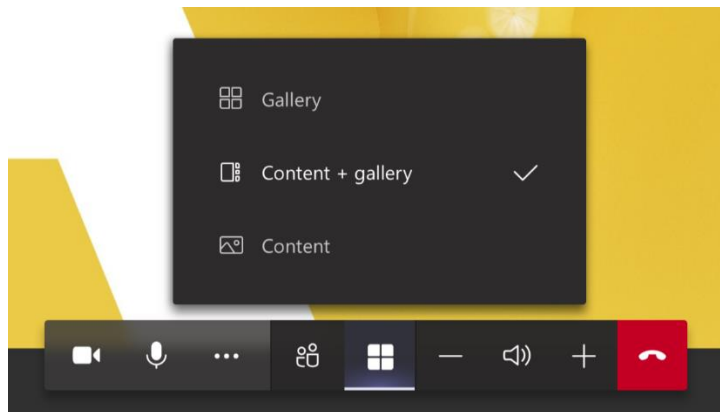
1. Norden application is not responding to enter keycode within dialer screen
2. Cannot update mute icon state in whiteboard activity use remote controller
3. Join button shadow is cut off on the left side
4. Now meeting search result will be empty when new call incoming
5. All day meetings showed up incorrectly
6. Users can join PSTN-capable meetings from Collab bar

5. Points for Attention

How to Use New Features:

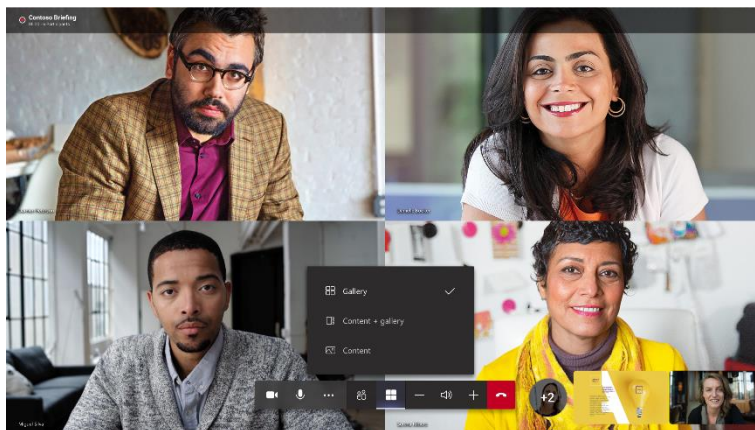
1. Content layouts

Now users will have access to 2 additional layouts of the meeting stage when content is being shared. When content is shared, call controls will gain an extra button – layout. By interacting with this button, user can access additional layout options.

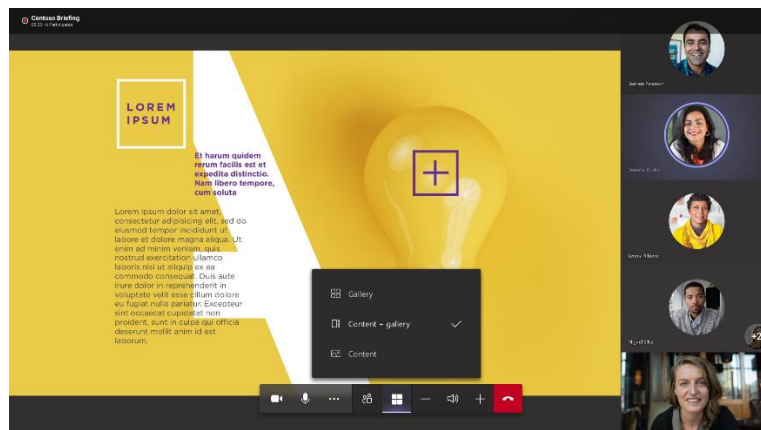


There are three options:

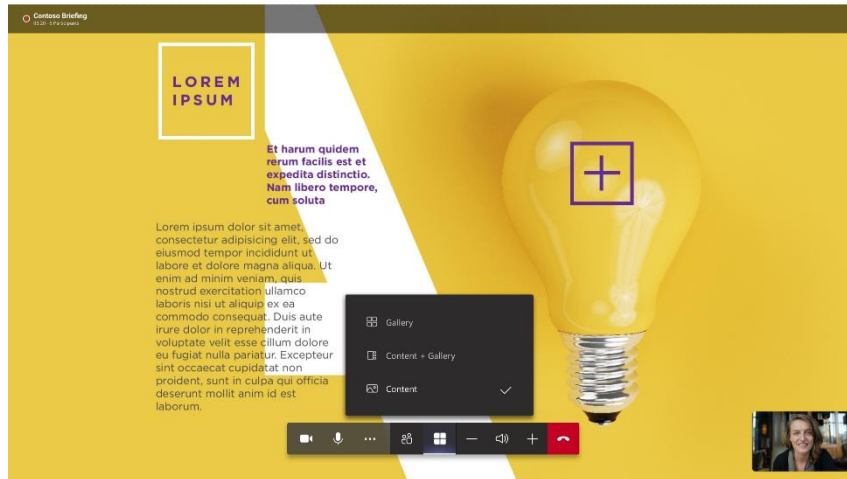
- 1) Gallery – shows the meeting stage with content minimized by room video.



- 2)(Old default) Content + gallery – shows content and most active participants on the tight side.



- 3)(New default) Content – shows content only with video preview of the room.



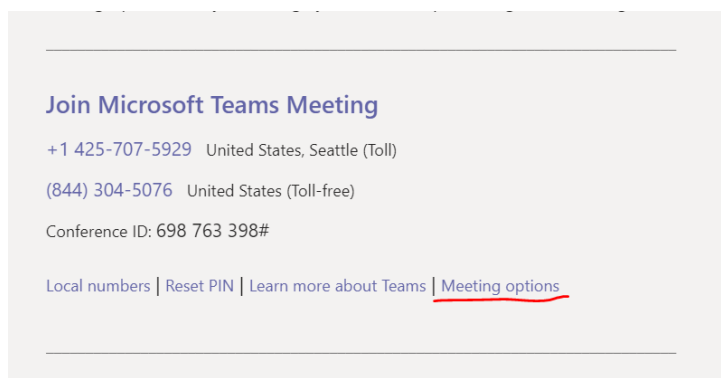
We changed the content default to allow for more space to see the content on the screen. If you choose to change the layout, it will persist until meeting ends.

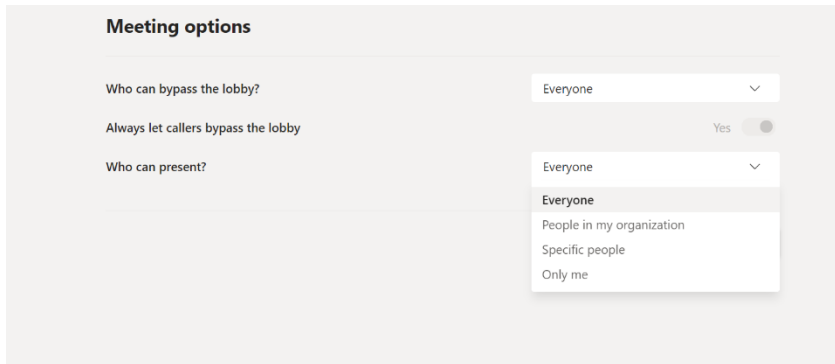
2. Structured meetings

Not every meeting participant should have equal permissions when joining a meeting. To help organize meetings better, we created meeting roles – presenter and attendee. Presenters are ordinary meeting participants, while attendees have limited access to the following features:

- 1) Attendees cannot change roles of other meeting participants
- 2) Attendees cannot mute individual meeting participants or mute all
- 3) Attendees cannot remove individuals from meetings
- 4) [Not applicable to Collab bar] Attendees cannot share any content, still can see it
- 5) [Not applicable to Collab bar] Attendees cannot start/stop recording
- 6) Attendees cannot admit people who are waiting in the lobby
- 7) Attendees cannot take control of PPT or screen sharing

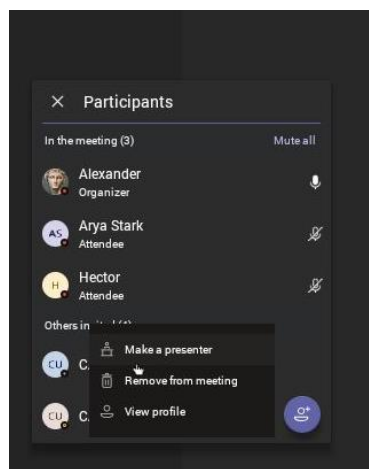
To make someone an attendee, you can do that through meeting options. Entry point for this feature is located in the meeting join info:





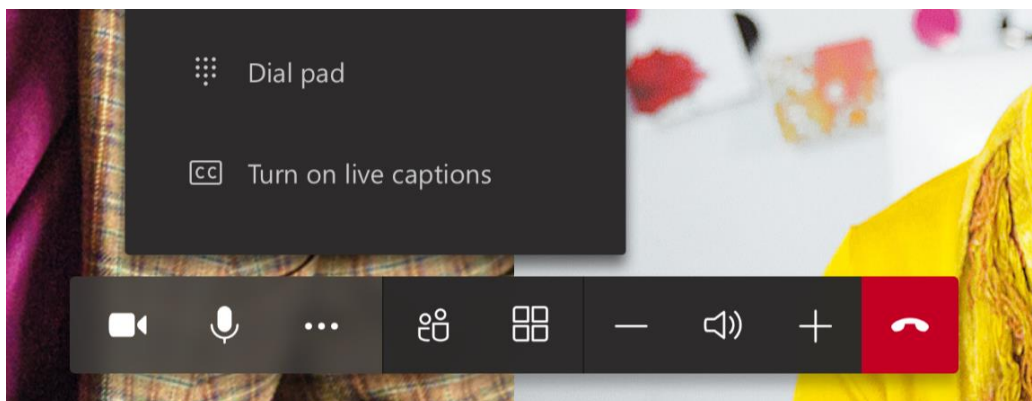
By default, everyone in the meeting is a presenter and can access all meeting features. If the setting is changed, some users might join as attendees and won't be able to access above-mentioned functions.

Roles can also be changed during the meeting through the roster:

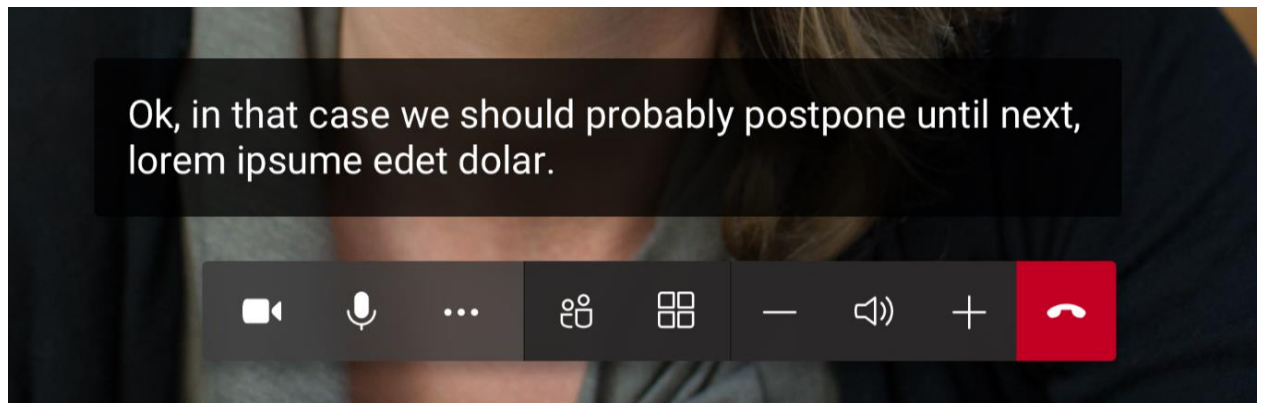


3. Live captions

With introduction of Live captions, collaboration bars have become even more inclusive and accessible. This feature can be located in the ... menu on the call controls:



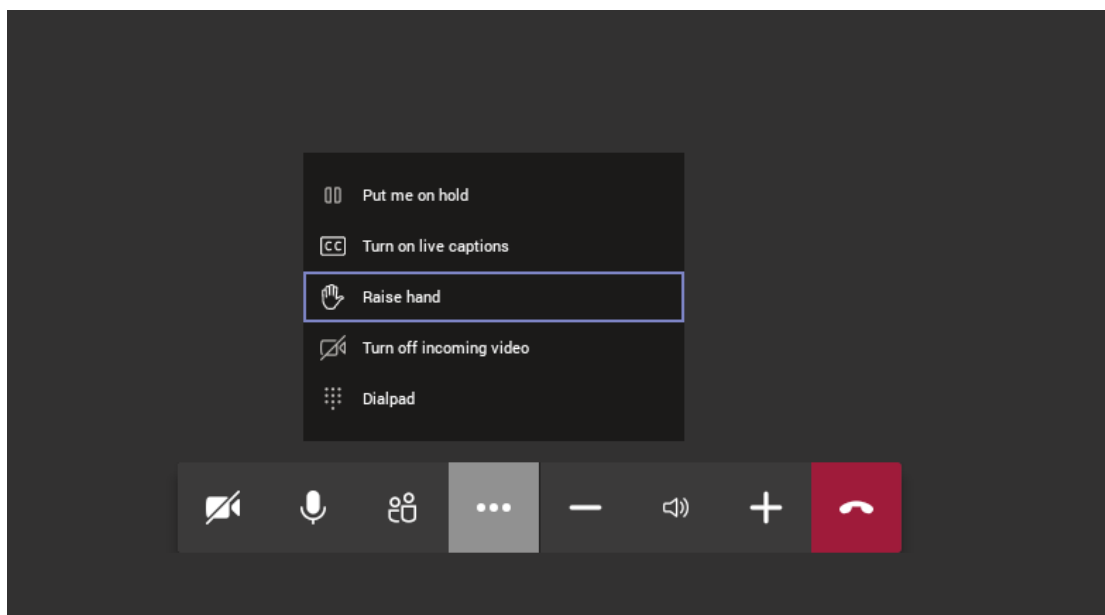
Once that feature is enabled, live captions will start to appear on the screen.




Live captions are off by default and will last only during the meeting where they have been turned on.

4. Raise hand support

Another feature that will organize meetings better is "Raise hand." It allows meeting participants raise awareness of their desire to speak by raising a virtual hand. On collaboration bars, user can raise (and lower) their hand through the ... menu on call controls.



Once the hand is raised, it will show up near room's video preview at the bottom right of the screen:



When other meeting participants will raise their hands, a raised hand will show up next to their names on roster and stage.

