

User Access Level of Web/Phone/Handset User Interface

Overview

User access level feature is used to achieve different access levels for different authorized users. It is useful for protecting the IP phone from unauthorized configuration, and popularly used for the Hosted PBX solution. The following describes how to customize the access permission for configurations on the web user interface and phone user interface.

This guide applies to the following Yealink IP phones:

- SIP-T58V/A, SIP-T56A, SIP VP-T49G, CP860 and W56P IP phones running firmware version 80 or later
- SIP-T48G/S, SIP-T46G/S, SIP-T42G/S, SIP-T41P/S, SIP-T40P/G, SIP-T29G, SIP-T27P/G, SIP-T23P/G, SIP-T21(P) E2 and SIP-T19(P) E2 and W52P IP phones running firmware version 81 or later

Scenario

For a Hosted PBX solution, IP phones are provided to customers for free but required a minimum consumption monthly. All PBX services associated features on the deployed IP phones are preconfigured to avoid customers from using other Hosted PBX's service, and the Hosted PBX system administrator can restrict the user access permission using user access level feature. For example, the Hosted PBX system administrator restricts the write permission of the account associated configurations. This means customers can only read these configurations on both web user interface and phone user interface.

Introduction

Yealink IP phones support access levels of admin, var and user. The following describes the detailed information of each access level:

- **Admin:** The administrator access level. With this access level, all configurations on both web user interface and phone user interface can be read and written. The authentication identity for this access level is **admin**. And the default password is **admin**.
- **Var:** The value-added reseller access level. Generally, with this access level, most configurations on the web user interface and phone user interface can be read and written. The authentication identity for this access level is **var**. And the default password is **var**.
- **User:** The end user access level. Generally, only a few configurations are allowed to be

written and read for access user. The authentication identity for this access level is **user**.
And the default password is **user**.

Specification

Access permissions of all configuration items available on Yealink IP phones' web user interface and phone/handset user interface can be defined in a fixed WebItemsLevel.cfg file. Each configuration item in the file is formatted as:

ItemName = X₁X₂

The valid values of X₁, X₂ include 0, 1, 2 and 3.

X₁ is used for specifying the access level. The access levels: 2 = admin, 1 = var, 0 = user, 3 = none.

X₂ is used for defining the access permission. 2 means the configuration item is read-only for X₁ and higher access levels, the highest is always writable. 1 means the configuration item is read-only for X₁ access level, and writable for higher access levels. 0 means the configuration item is writable for X₁ and higher access levels. 3 means the configuration item is read-only for X₁ and higher access levels.

The following table lists the possible values of X₁X₂ and the configuration results with different access levels:

(W: writable; R: read-only; N: hidden)

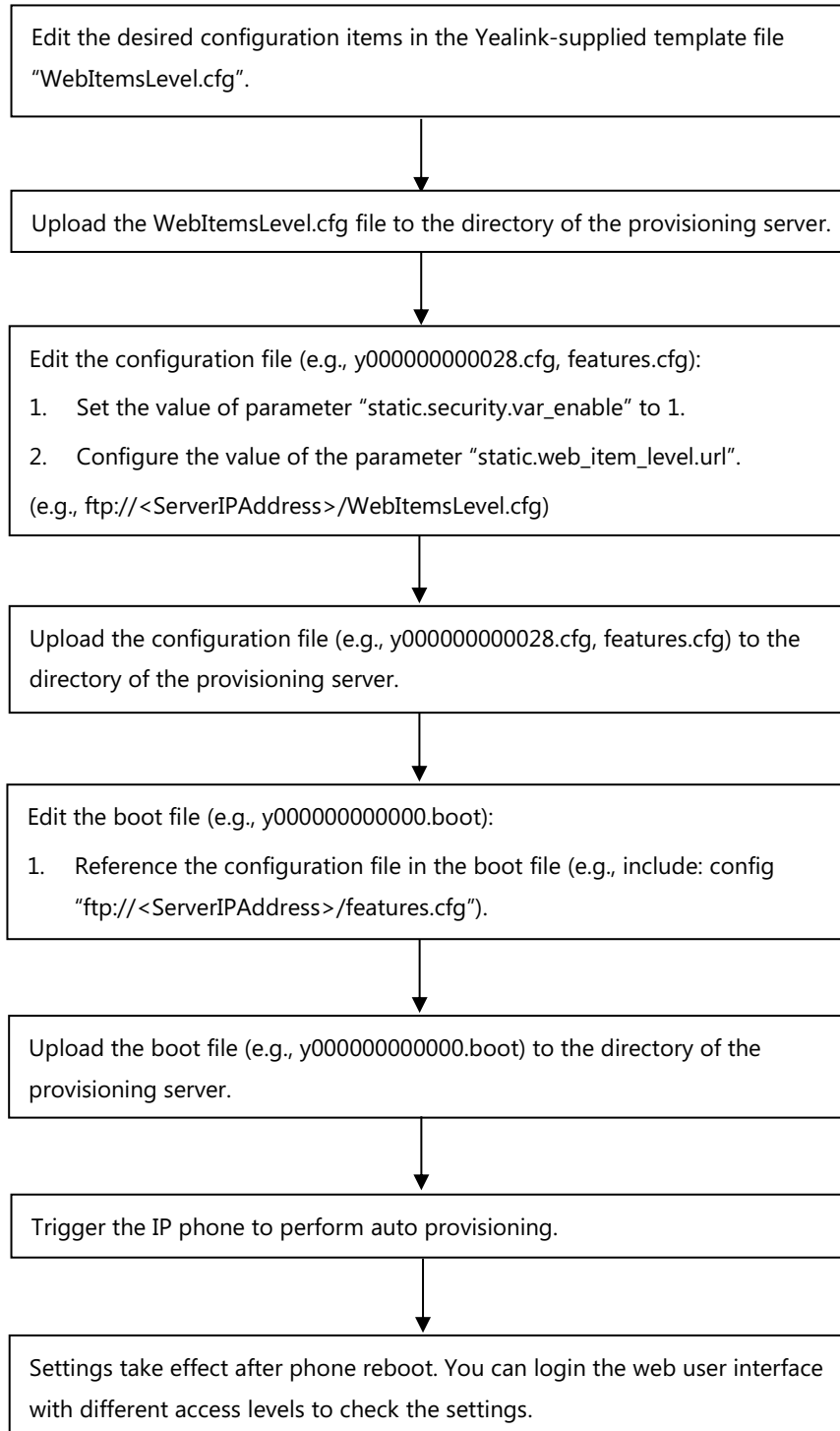
Results Values of X ₁ X ₂	admin (2)	var (1)	user (0)
0	WR	WR	WR
1	WR	WR	N
2	WR	N	N
3	N	N	N
00	WR	WR	WR
01	WR	WR	R
02	WR	R	R
03	R	R	R
10	WR	WR	N
11	WR	R	N
12	WR	R	N
13	R	R	N
20	WR	N	N

Results Values of X_1X_2	admin (2)	var (1)	user (0)
21	WR	N	N
22	WR	N	N
23	R	N	N
30/31/32/33	N	N	N

Application

This section will introduce procedures to configure access permission of the web user interface in detail. The flow chart of configuring user access level is shown as below:

Note: The boot file is only applicable to the IP phones running new firmware version (new auto provisioning mechanism). The parameter varies from firmware version to firmware version (refer to [Configuring Yealink IP Phones](#)).



Customizing WebItemsLevel.cfg

You can ask Yealink Field Application Engineer for the template file "WebItemsLevel.cfg", or you can download it online:

<http://support.yealink.com/documentFront/forwardToDocumentFrontDisplayPage>.

We recommend you only edit the desired configuration items in the supplied "WebItemsLevel.cfg" file, and keep other configuration items constant.

WebItemsLevel.cfg downloaded via auto provisioning will override that in the phone flash. Access level of any configuration item missed (including configuration value left blank) in the downloaded WebItemsLevel.cfg file will be changed to user by default.

Web User Interface

The following shows configuration segments for the web user interface in the WebItemsLevel.cfg file for reference:

Sample 1: Configuration items in the WebItemsLevel.cfg for navigation bar settings of the Features page:

```
[ Features ]
features-forward = 0
features-general = 0
features-audio = 0
features-intercom = 0
features-transfer = 1
features-callpickup = 0
features-remote = 2
features-phonelock = 0
features-acd = 0
features-sms = 2
features-actionurl = 1
features-bluetooth = 0
features-powered = 2
features-notifypop = 0
```

According to the above configuration of access level, when logging in the web user interface with user access level, the web user interface displays as below:

The screenshot displays the Yealink T46G web user interface. The top navigation bar includes 'Status', 'Account', 'Network', 'DSSKey', 'Features', 'Settings', 'Directory', and 'Security'. The 'Features' tab is selected. On the left sidebar, 'Forward&DND' is highlighted, with sub-items: 'General Information', 'Audio', 'Intercom', 'Call Pickup', 'Phone Lock', 'ACD', 'Bluetooth', and 'Notification Popups'. The main content area is titled 'Forward' and contains the following settings:

- Forward Emergency:** Disabled
- Forward Authorized Numbers:** (empty field)
- Mode:** Phone (selected), Custom
- Account:** 1011
- Always Forward:** On (selected), Off
- Target:** (empty field)
- On Code:** (empty field)
- Off Code:** (empty field)
- Busy Forward:** On (selected), Off
- Target:** (empty field)
- On Code:** (empty field)
- Off Code:** (empty field)
- No Answer Forward:** On (selected), Off
- After Ring Time(0~120s):** 12
- Target:** (empty field)
- On Code:** (empty field)
- Off Code:** (empty field)
- DND:** Disabled
- DND Emergency:** Disabled
- DND Authorized Numbers:** (empty field)
- Mode:** Phone (selected), Custom
- Account:** 1011
- DND Status:** On (selected), Off
- DND On Code:** (empty field)
- DND Off Code:** (empty field)

At the bottom of the main content area are 'Confirm' and 'Cancel' buttons. On the right side, there is a 'NOTE' section with the following text:

Call Forward
It allows users to redirect an incoming call to a third party.

Call Forward Mode
Phone: Call forward feature is effective for the IP phone.
Custom: Call forward feature can be configured for each or all accounts.

Do Not Disturb (DND)
It allows IP phones to ignore incoming calls.

DND Mode
Phone: DND feature is effective for the IP phone.
Custom: DND feature can be configured for each or all accounts.

[You can click here to get more guides.](#)

When logging in the web user interface with var access level, the web user interface displays as below:

The screenshot displays the Yealink T46G web user interface. The top navigation bar includes tabs for Status, Account, Network, DSSKey, Features, Settings, Directory, and Security. The 'Features' tab is selected. On the left sidebar, the 'Forward&DND' menu item is highlighted with a red box. The main content area is divided into two sections: 'Forward' and 'DND'. The 'Forward' section includes settings for Forward Emergency (Disabled), Forward Authorized Numbers, Mode (Phone/Custom), Account (1011), Always Forward (On/Off), Busy Forward (On/Off), and No Answer Forward (On/Off). The 'DND' section includes settings for DND Emergency (Disabled), DND Authorized Numbers, Mode (Phone/Custom), Account (1011), DND Status (On/Off), DND On Code, and DND Off Code. A 'NOTE' section on the right provides additional information about Call Forward and DND features.

Forward

Forward Emergency: Disabled

Forward Authorized Numbers:

Mode

Account: 1011

Always Forward

Target:

On Code:

Off Code:

Busy Forward

Target:

On Code:

Off Code:

No Answer Forward

After Ring Time(0~120s): 12

Target:

On Code:

Off Code:

DND

DND Emergency: Disabled

DND Authorized Numbers:

Mode

Account: 1011

DND Status: On/Off

DND On Code:

DND Off Code:

NOTE

Call Forward
It allows users to redirect an incoming call to a third party.

Call Forward Mode
Phone: Call forward feature is effective for the IP phone.
Custom: Call forward feature can be configured for each or all accounts.

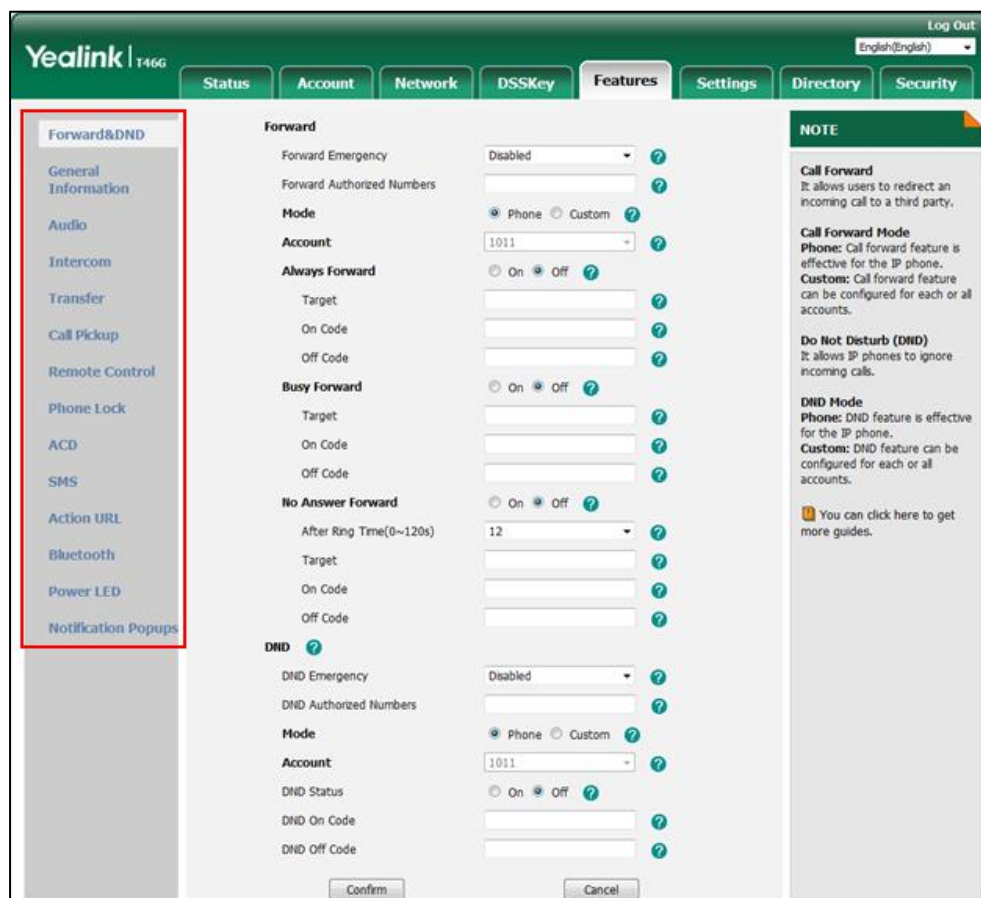
Do Not Disturb (DND)
It allows IP phones to ignore incoming calls.

DND Mode
Phone: DND feature is effective for the IP phone.
Custom: DND feature can be configured for each or all accounts.

You can click here to get more guides.

Confirm Cancel

When logging in the web user interface with admin access level, the web user interface displays as below:



Note: Configuration items for navigation bar are not writable on both web user interface and phone user interface. So, configuration items for navigation bar can be configured only using the format "ItemName = X".

If the access permission of the first navigation configuration item for each main page is restricted, the access to the main web page will be denied.

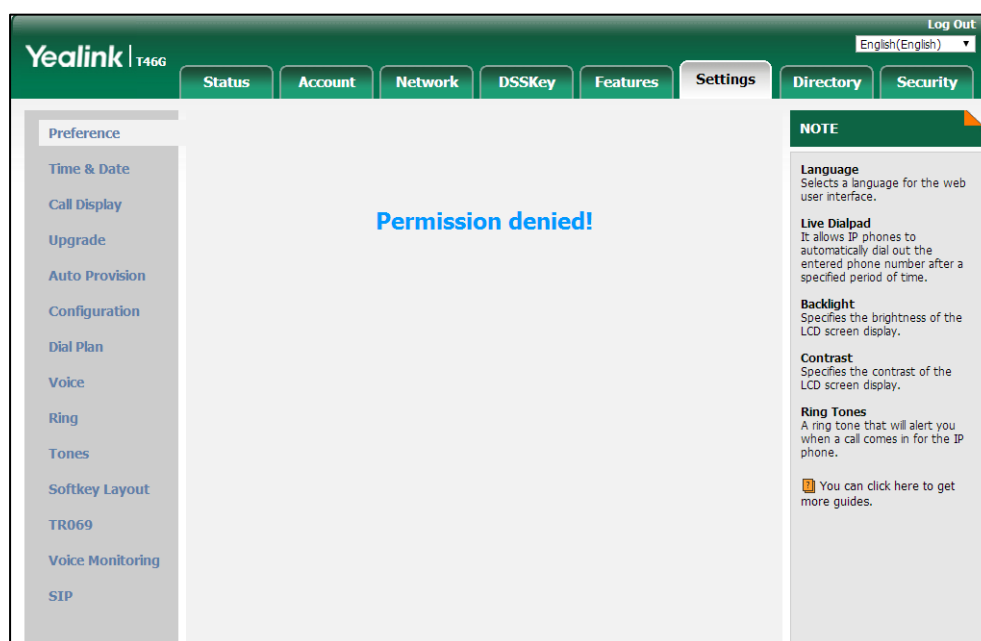
The following table lists the first navigation configuration items for each main page:

Main Page	First Navigation Item	Configuration Item
Account	Register	account-register
Network	Basic	network-basic
DSSKey/Dsskey (not applicable to W56P)	Line Key 1-10 (for SIP-T58V/T58A/T56A), Line Key 1-11 (for SIP VP-T49G/SIP-T48G/T48S), Line Key 1-9 (for SIP-T46G/T46S/T29G), Line Key 1-7 (for SIP-T27P/G), Line Key 1-5 (for	linekey

Main Page	First Navigation Item	Configuration Item
	SIP-T42G/T42S/T41P/T41S), Line Key (for SIP-T40P/T40G/T23P/T23G), Line Key (for SIP-T21(P) E2), Programable key (for SIP-T19(P) E2/CP860)	
Features	Forward&DND	features-forward
Settings	Preference	settings-preference
Directory	Local Directory	contacts-basic
Security	Password	password

For example, set the value of the configuration item "settings-preference" to be 1.

When logging into with user access level, the access to the Settings web page will be denied.



Sample2: Configuration items in the WebItemsLevel.cfg for the Register settings of Account page:

```
[ Account-Register ]
switch-account = 0
account_status = 0
line_active = 0
account_label = 11
display_name = 01
register_name = 03
user_name = 01
account_password = 12
enabled-outbound-proxy-server = 01
```

```

outbound-proxy-server = 01
backup-outbound-proxy-server = 01
NAT_traversal = 12
sip_server = 2
sip_server2 = 2
outbound-proxy-server-port = 2
backup-outbound-proxy-server-port = 2

```

According to the above configuration of access level, when logging in the web user interface with user access level, the web user interface displays as below:

Yealink T46G

Log Out English(English)

Status Account Network DSSKey Features Settings Directory Security

Register Basic Codec Advanced

Account Account 1 ?

Register Status Registered

Line Active Enabled ?

Display Name 240161 ?

Register Name 240161 ?

User Name 240161 ?

Enable Outbound Proxy Server Enabled ?

Outbound Proxy Server 1 ybs.yealink.com ?

Outbound Proxy Server 2 ?

Proxy Fallback Interval 3600 ?

Confirm Cancel

NOTE

Account Registration
Registers account(s) for the IP phone.

Server Redundancy
It is often required in VoIP deployments to ensure continuity of phone service, for events where the server needs to be taken offline for maintenance, the server fails, or the connection between the IP phone and the server fails.

NAT Traversal
A general term for techniques that establish and maintain IP connections traversing NAT gateways. STUN is one of the NAT traversal techniques.

When logging in the web user interface with var access level, the web user interface displays as below:

Yealink T46G

Log Out English(English)

Status Account Network DSSKey Features Settings Directory Security

Register Basic Codec Advanced

Account Account 1 ?

Register Status Registered

Line Active Enabled ?

Label 240161 ?

Display Name 240161 ?

Register Name 240161 ?

User Name 240161 ?

Password ***** ?

Enable Outbound Proxy Server Enabled ?

Outbound Proxy Server 1 ybs.yealink.com ?

Outbound Proxy Server 2 ?

Proxy Fallback Interval 3600 ?

NAT Disabled ?

Confirm Cancel

NOTE

Account Registration
Registers account(s) for the IP phone.

Server Redundancy
It is often required in VoIP deployments to ensure continuity of phone service, for events where the server needs to be taken offline for maintenance, the server fails, or the connection between the IP phone and the server fails.

NAT Traversal
A general term for techniques that establish and maintain IP connections traversing NAT gateways. STUN is one of the NAT traversal techniques.

You can configure NAT traversal for this account.

You can click here to get more guides.

When logging in the web user interface with admin access level, the web user interface displays as below:

The screenshot shows the Yealink T466 web user interface. The top navigation bar includes tabs for Status, Account, Network, DSSKey, Features, Settings, Directory, and Security. The 'Account' tab is selected. On the left, there is a sidebar with options: Register, Basic, Codec, and Advanced. The main content area is titled 'Account' and shows configuration for 'Account 1'. The configuration includes fields for Register Status (Registered), Line Active (Enabled), Label (240161), Display Name (240161), Register Name (240161), User Name (240161), Password (*****), SIP Server 1 (Server Host: ylas.yealink.com, Port: 5060, Transport: UDP, Server Expires: 3600, Server Retry Counts: 3), SIP Server 2 (Server Host: , Port: 5060, Transport: UDP, Server Expires: 3600, Server Retry Counts: 3), Enable Outbound Proxy Server (Enabled), Outbound Proxy Server 1 (Server Host: ylas.yealink.com, Port: 5060), Outbound Proxy Server 2 (Server Host: , Port: 5060), Proxy Fallback Interval (3600), and NAT (Disabled). A 'NOTE' section on the right provides additional information: 'Account Registration' (Registers account(s) for the IP phone), 'Server Redundancy' (It is often required in VoIP deployments to ensure continuity of phone service, for events where the server needs to be taken offline for maintenance, the server fails, or the connection between the IP phone and the server fails), and 'NAT Traversal' (A general term for techniques that establish and maintain IP connections traversing NAT gateways. STUN is one of the NAT traversal techniques). A link is provided to get more guides.

For more information on parameters of the WebItemsLevel.cfg file, refer to [Appendix-A: Configuration Parameters](#) on page 23.

Phone/Handset User Interface

For SIP-T58V/T58A/T56A/SIP

VP-T49G/SIP-T48G/T48S/T46G/T46S/T42G/T42S/T41P/T41S/T40P/T40G/T29G/T27P/T27G/T23P/T23G/T21(P) E2/T19(P) E2/CP860 IP phones:

The following shows configuration segments for the phone user interface in the WebItemsLevel.cfg file for reference:

If you set the access permission of the high level, it will have an impact on that of the low level. In the following examples, the call forward menu has a higher level than always forward/busy forward/no answer forward submenu.

Example1: Configuration items in the WebItemsLevel.cfg for call forward menu and its submenu settings:

```
[ GUI ]  
callcontrol_forward = 02  
always-forward = 10  
busy-forward = 00  
NoAnswer-forward = 00
```

Note: The configuration of busy forward is the same as the one of the no answer forward, so the following figures take busy forward as an example.

According to the above configuration of access level, when logging in to the phone user interface with user access level, the access permission of each submenu is displayed as below:

Always forward submenu is hidden for user access level:



Busy forward/no answer forward submenu is read-only for user access level:



When logging in to the phone user interface with var access level, the access permission of each submenu is displayed as below:

Always forward submenu is read-only for var access level:

The screenshot shows a configuration window titled "Always Forward". It contains four numbered items: "1. Always Forward:" with a dropdown menu set to "Disabled", "2. Forward to:" with an empty text field, "3. On Code:" with an empty text field, and "4. Off Code:" with an empty text field. At the bottom, there is a "Back" button and three empty button slots.

Busy forward/no answer forward submenu is read-only for var access level:

The screenshot shows a configuration window titled "Busy Forward". It contains four numbered items: "1. Busy Forward:" with a dropdown menu set to "Disabled", "2. Forward to:" with an empty text field, "3. On Code:" with an empty text field, and "4. Off Code:" with an empty text field. At the bottom, there is a "Back" button and three empty button slots.

When logging in to the phone user interface with admin access level, the phone user interface displays as below:

Always forward submenu is writable for admin access level:

The screenshot shows a configuration window titled "Always Forward". It contains four numbered items: "1. Always Forward:" with a dropdown menu set to "Disabled", "2. Forward to:" with an empty text field, "3. On Code:" with an empty text field, and "4. Off Code:" with an empty text field. At the bottom, there is a "Back" button, an empty button slot, a "Switch" button, and a "Save" button.

Busy forward/no answer forward submenu is writable for admin access level:



Example2: Configuration items in the WebItemsLevel.cfg for call forward menu and its submenu settings:

```
[ GUI ]  
callcontrol_forward = 00  
always-forward = 01  
busy-forward = 02  
NoAnswer-forward = 00
```

According to the above configuration of access level, when logging in to the phone user interface with user access level, the access permission of each submenu is displayed as below:

Always forward submenu is read-only for user access level:



Busy forward submenu is read-only for user access level:



No answer forward submenu is writable for user access level:

The screenshot shows a configuration window titled "No Answer Forward". It contains five numbered settings: 1. "No Answer Forward:" set to "Disabled" with left and right arrow icons; 2. "Forward to:" with an empty text field; 3. "After Ring Time:" set to "12s" with left and right arrow icons; 4. "On Code:" with an empty text field; and 5. "Off Code:" with an empty text field. At the bottom are four buttons: "Back", an empty button, "Switch", and "Save".

When logging in to the phone user interface with var access level, the access permission of each submenu is displayed as below:

Always forward submenu is writable for var access level:

The screenshot shows a configuration window titled "Always Forward". It contains four numbered settings: 1. "Always Forward:" set to "Disabled" with left and right arrow icons; 2. "Forward to:" with an empty text field; 3. "On Code:" with an empty text field; and 4. "Off Code:" with an empty text field. At the bottom are four buttons: "Back", an empty button, "Switch", and "Save".

Busy forward submenu is read-only for var access level:

The screenshot shows a configuration window titled "Busy Forward". It contains four numbered settings: 1. "Busy Forward:" set to "Disabled" with left and right arrow icons; 2. "Forward to:" with an empty text field; 3. "On Code:" with an empty text field; and 4. "Off Code:" with an empty text field. At the bottom are four buttons: "Back", an empty button, an empty button, and an empty button.

No answer forward submenu is writable for var access level:

No Answer Forward

1. No Answer Forward: Disabled

2. Forward to:

3. After Ring Time: 12s

4. On Code:

5. Off Code:

Back Switch Save

When logging in to the phone user interface with admin access level, the phone user interface displays as below:

Always forward submenu is writable for admin access level:

Always Forward

1. Always Forward: Disabled

2. Forward to:

3. On Code:

4. Off Code:

Back Switch Save

Busy forward submenu is writable for admin access level:

Busy Forward

1. Busy Forward: Disabled

2. Forward to:

3. On Code:

4. Off Code:

Back Switch Save

No answer forward submenu is writable for admin access level:

For W52P/W56P IP DECT phones:

The following shows configuration segments for the handset user interface in the WebItemsLevel.cfg file for reference:

If you set the access permission of the high level, it will have an impact on that of the low level. In the following examples, the Settings menu has a higher level than other submenus.

Example: Configuration items in the WebItemsLevel.cfg for Telephony submenu settings:

```
[ GUI ]
Auto_Answer = 01
Auto_Intercom = 02
Default_Line = 03
Incoming_Lines = 02
Speed_Dial = 0
Blacklist = 1
```

According to the above configuration of access level:

For user access level, the Blacklist submenu is hidden. The Auto Answer, Auto Intercom, Default Line and Incoming Lines submenus are read-only. Only the Speed Dial submenu is writable.

For var access level, the Auto Intercom, Default Line and Incoming Lines submenus are read-only. The Auto Answer, Speed Dial and Blacklist submenus are writable.

For admin access level, only the Default Line submenu is read-only, the others are writable.

For more information on parameters of the WebItemsLevel.cfg file, refer to [Appendix-A: Configuration Parameters](#) on page 23.

Configuring Yealink IP Phones

User access level feature is disabled for Yealink SIP-T58V/T58A/T56A/SIP VP-T49G/SIP-T48G/T48S/T46G/T46S/T42G/T42S/T41P/T41S/T40P/T40G/T29G/T27P/T27G/T23P/T23G/T21(P) E2/T19(P) E2/CP860/W52P/W56P IP phones in neutral firmware version by default. Before using this feature, you need to enable it through auto provisioning introduced as following. User access level feature is configurable only via configuration files.

For SIP VP-T49G/CP860:

To configure user access level feature for Yealink IP phones:

1. Edit the following parameters in the configuration file (e.g., y000000000051.cfg).

Parameters	Permitted Values	Default
security.var_enable	0 or 1	0
Description: This parameter is used to enable or disable the login of the web/phone/handset user interface with different access levels. 0 -Disabled 1 -Enabled Note: It takes effect after reboot. Web User Interface: None Phone User Interface: None		
security.default_access_level	0, 1 or 2	0
Description: This parameter is used to configure the default access level to access the phone/handset user interface. 0 -user 1 -var 2 -admin Note: It works only if the value of the parameter "security.var_enable" is set to 1 (Enabled). It takes effect after reboot. Web User Interface:		

Parameters	Permitted Values	Default
None Phone User Interface: None		
web_item_level.url	FTP, TFTP, HTTP or HTTPS download URL	Blank
Description: This parameter is used to configure the access URL of the WebItemsLevel.cfg file. Note: It takes effect after reboot. Web User Interface: None Phone User Interface: None		

The parameter settings in the configuration file for reference are shown as below:

```
security.var_enable = 1
```

```
web_item_level.url = ftp://192.168.1.100/WebItemsLevel.cfg
```

```
security.default_access_level = 1
```

2. Upload the configuration file to the directory of the provisioning server.
3. Configure the access URL of the provisioning server for the IP phone.
4. Trigger the IP phone to perform auto provisioning.

For more information on auto provisioning Yealink IP phones, refer to [Yealink SIP-T2 Series T19\(P\) E2 T4 Series CP860 W56P IP Phones Auto Provisioning Guide](#).

For

SIP-T58V/T58A/T56A/T48G/T48S/T46G/T46S/T42G/T42S/T41P/T
41S/T40P/T40G/T29G/T27P/T27G/T23P/T23G/T21(P) E2/T19(P)
E2/W52P/W56P:

To configure user access level feature for Yealink IP phones:

1. Edit the following parameters in the configuration file (e.g., features.cfg).

Parameters	Permitted Values	Default
static.security.var_enable	0 or 1	0
<p>Description:</p> <p>This parameter is used to enable or disable the login of the web/phone user interface with different access levels.</p> <p>0-Disabled 1-Enabled</p> <p>Note: It takes effect after reboot.</p> <p>Web User Interface:</p> <p>None</p> <p>Phone User Interface:</p> <p>None</p>		
static.security.default_access_level	0, 1 or 2	0
<p>Description:</p> <p>This parameter is used to configure the default access level to access the phone user interface.</p> <p>0-user 1-var 2-admin</p> <p>Note: It works only if the value of the parameter "static.security.var_enable" is set to 1 (Enabled). It takes effect after reboot.</p> <p>Web User Interface:</p> <p>None</p> <p>Phone User Interface:</p> <p>None</p>		

Parameters	Permitted Values	Default
static.web_item_level.url	FTP, TFTP, HTTP or HTTPS download URL	Blank
<p>Description: This parameter is used to configure the access URL of the WebItemsLevel.cfg file.</p> <p>Note: It takes effect after reboot.</p> <p>Web User Interface: None</p> <p>Phone User Interface: None</p>		

The parameter settings in the configuration file for reference are shown as below:

```
static.security.var_enable = 1
```

```
static.web_item_level.url = ftp://192.168.1.100/WebItemsLevel.cfg
```

```
static.security.default_access_level = 1
```

2. Upload the configuration file to the directory of the provisioning server.
3. Reference the configuration file in the boot file (e.g., y000000000000.boot).
include:config "ftp://192.168.1.100/features.cfg"
4. Upload the boot file to the directory of the provisioning server.
5. Configure the access URL of the provisioning server for the IP phone.
6. Trigger the IP phone to perform auto provisioning.

The boot file is only applicable to IP phones running new firmware version (new auto provisioning mechanism). For more information on auto provisioning Yealink IP phones, refer to

[Yealink_SIP-T2_Series_T19\(P\)](#)

[E2_T4_Series_T5_Series_W5_Series_IP_Phones_Auto_Provisioning_Guide_V81.](#)

Logging the Web/Phone/Handset User Interface with Different Access Levels

When the user access level is enabled, you can login the web/phone/handset user interface with different access levels.

To login the web user interface with different access levels:

1. Press the **OK/√** key when the phone is idle to obtain the IP address.
For W56P, press the **OK->Status->Base** to obtain the IP address.
2. Enter the IP address (e.g., http://192.168.0.10 or 192.168.0.10) in the address bar of web browser on your PC and then press the **Enter** key.

3. Enter the user name (admin/var/user) and password (admin/var/user) in the login page.
4. Click **Confirm** to login.

When logging in with different access levels, you can see different permissions of web user interface.

To login the phone user interface with different access levels:

1. Press **Menu->UserMode**.
2. Press ◀ or ▶, or the **Switch** soft key to select the desired access level in the **User Type** field.
3. Enter the password in the **Password** field.



4. Press the **Save** soft key to accept the change.

You can see different permissions of phone user interface when logging in with different access levels.

To login the handset user interface with different access levels:

1. Press **OK->User Mode**.
2. Press ◀ or ▶ to select the desired access level in the **User Type** field.
3. Enter the password in the **Password** field.
4. Press the **Save** soft key to accept the change.

You can see different permissions of handset user interface when logging in with different access levels.

Appendix-A : Configuration Parameters

Configuration Parameters of Web User Interface

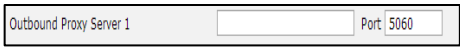

The following table lists configuration items in the WebItemsLevel.cfg file with associated configurations on the web user interface (take SIP-T46G IP phones as an example for reference):

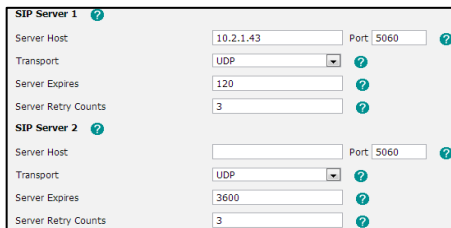
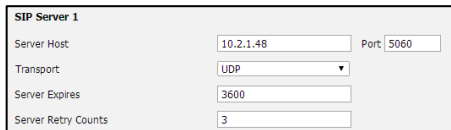
Section Header	Parameters and Default Value	Configuration Items on the Web User Interface
[Status-Menu]	Status-Basic = 0	Status->Status (the whole page)
	Status-RTP = 0	Status->RTP Status (the whole page)
	Status-VoIP = 0 (only applicable to W52P/W56P IP DECT phones)	Status->Handset&VoIP
	Status-TalkStats = 0 (only applicable to SIP-T58V/T58A/T56A/SIP VP-T49G IP phones)	Status->Talk Statistics (the whole page)
[Status]	version = 0	Status->Version <div> Version ? Firmware Version 28.81.0.5 Hardware Version 28.0.0.128.0.0.0 </div>
	DeviceCertificate = 0 (not applicable to SIP-T58V/T58A/T56A/SIP VP-T49G/CP860/W52P/W56P IP phones)	Status->Device Certificate <div> Device Certificate Device certificate Factory Installed </div>
	network = 0	Status->Network <div> Network ? Internet Port IPv4 & IPv6 </div>
	IPv4 = 0	Status->IPv4

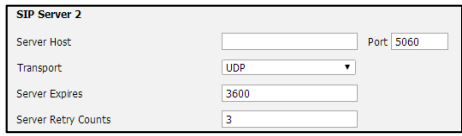
Section Header	Parameters and Default Value	Configuration Items on the Web User Interface																
[Status]		<div>IPv4 ?<table><tr><td>WAN Port Type</td><td>DHCP</td></tr><tr><td>WAN IP Address</td><td>10.3.6.205</td></tr><tr><td>Subnet Mask</td><td>255.255.255.0</td></tr><tr><td>Gateway</td><td>10.3.6.254</td></tr><tr><td>Primary DNS</td><td>192.168.1.167</td></tr><tr><td>Secondary DNS</td><td>192.168.1.166</td></tr></table></div>	WAN Port Type	DHCP	WAN IP Address	10.3.6.205	Subnet Mask	255.255.255.0	Gateway	10.3.6.254	Primary DNS	192.168.1.167	Secondary DNS	192.168.1.166				
	WAN Port Type	DHCP																
	WAN IP Address	10.3.6.205																
	Subnet Mask	255.255.255.0																
	Gateway	10.3.6.254																
Primary DNS	192.168.1.167																	
Secondary DNS	192.168.1.166																	
IPv6 = 0		<div>Status->IPv6<div>IPv6 ?<table><tr><td>WAN Port Type</td><td>DHCP</td></tr><tr><td>WAN IP Address</td><td>2006:1:1:1:215:65ff:fe45:6e47/64</td></tr><tr><td>Gateway</td><td>2006:1:1:1::/64</td></tr><tr><td>Primary DNS</td><td>::</td></tr><tr><td>Secondary DNS</td><td>::</td></tr></table></div></div>	WAN Port Type	DHCP	WAN IP Address	2006:1:1:1:215:65ff:fe45:6e47/64	Gateway	2006:1:1:1::/64	Primary DNS	::	Secondary DNS	::						
WAN Port Type	DHCP																	
WAN IP Address	2006:1:1:1:215:65ff:fe45:6e47/64																	
Gateway	2006:1:1:1::/64																	
Primary DNS	::																	
Secondary DNS	::																	
NetworkCommon = 0		<div>Status->Network Common<div>Network Common ?<table><tr><td>MAC Address</td><td>0015654146DD</td></tr><tr><td>WAN Prot Status</td><td>100Mbps Full Duplex</td></tr><tr><td>PC Port Status</td><td>Link Down</td></tr><tr><td>Device Type</td><td>Router</td></tr><tr><td>Uptime</td><td>0 days 21:35</td></tr></table></div></div>	MAC Address	0015654146DD	WAN Prot Status	100Mbps Full Duplex	PC Port Status	Link Down	Device Type	Router	Uptime	0 days 21:35						
MAC Address	0015654146DD																	
WAN Prot Status	100Mbps Full Duplex																	
PC Port Status	Link Down																	
Device Type	Router																	
Uptime	0 days 21:35																	
AccountStatus = 0 (not applicable to W52P/W56P IP DECT phones)		<div>Status->Account Status<div>Account Status ?<table><tr><td>Account1</td><td>1010@10.2.1.199 : Registered</td></tr><tr><td>Account2</td><td>Disabled</td></tr><tr><td>Account3</td><td>Disabled</td></tr><tr><td>Account4</td><td>Disabled</td></tr><tr><td>Account5</td><td>Disabled</td></tr><tr><td>Account6</td><td>Disabled</td></tr></table></div></div>	Account1	1010@10.2.1.199 : Registered	Account2	Disabled	Account3	Disabled	Account4	Disabled	Account5	Disabled	Account6	Disabled				
Account1	1010@10.2.1.199 : Registered																	
Account2	Disabled																	
Account3	Disabled																	
Account4	Disabled																	
Account5	Disabled																	
Account6	Disabled																	
Ext = 0 (only applicable to SIP-T58V/T58A/T56A/ SIP-T48G/T48S/T46G/ T46S/T29G/T27P/T27 G IP phones)		<div>Status->Ext For SIP-T29G and SIP-T27P/G:<div>Ext ?<table><tr><td>EXP20</td><td>1</td><td>Hardware Version</td><td>32.1.0.0</td></tr><tr><td>EXP20</td><td>1</td><td>Firmware Version</td><td>9.16.0.0</td></tr></table></div> For SIP-T48G/S and SIP-T46G/S:<div>Ext ?<table><tr><td>EXP40</td><td>1</td><td>Hardware Version</td><td>66.0.0.0</td></tr><tr><td>EXP40</td><td>1</td><td>Firmware Version</td><td>6.16.0.0</td></tr></table></div> For SIP-T58V/T58A/T56A:</div>	EXP20	1	Hardware Version	32.1.0.0	EXP20	1	Firmware Version	9.16.0.0	EXP40	1	Hardware Version	66.0.0.0	EXP40	1	Firmware Version	6.16.0.0
EXP20	1	Hardware Version	32.1.0.0															
EXP20	1	Firmware Version	9.16.0.0															
EXP40	1	Hardware Version	66.0.0.0															
EXP40	1	Firmware Version	6.16.0.0															

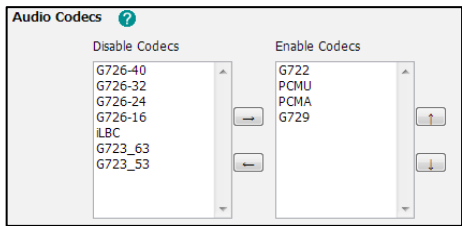
Section Header	Parameters and Default Value	Configuration Items on the Web User Interface																																								
		<div><div>Ext </div><table><tr><td>EXP50</td><td>1</td><td>Hardware Version</td><td>75.0.0.0.0.0.5.0</td></tr><tr><td>EXP50</td><td>1</td><td>Firmware Version</td><td>1.0.0.8</td></tr></table></div>	EXP50	1	Hardware Version	75.0.0.0.0.0.5.0	EXP50	1	Firmware Version	1.0.0.8																																
EXP50	1	Hardware Version	75.0.0.0.0.0.5.0																																							
EXP50	1	Firmware Version	1.0.0.8																																							
[Status-VoIP] (only applicable to W56P IP DECT phones)	registered-handset = 0	Status->Registered Handsets																																								
	registered-new-handset = 0	Status->Register New Handsets																																								
	voip-status = 0	Status->Paging Status																																								
	Paging = 0	Status->VoIP Status																																								
[RTP-Status] (only applicable to SIP-T58V/T58A/T56A/SIP VP-T49G IP phones)	rtcp-status = 11	<div>Status->RTP Status</div> <div><table><tr><td>Start Time</td><td>2015-10-10 12:58:03</td><td>Stop Time</td><td>2015-10-10 13:07:03</td></tr><tr><td>Local user</td><td>1010</td><td>Remote user</td><td>1020</td></tr><tr><td>Local IP</td><td>10.10.20.31</td><td>Remote IP</td><td>10.10.20.37</td></tr><tr><td>Local Port</td><td>50000</td><td>Remote Port</td><td>11786</td></tr><tr><td>Local codec</td><td>G722</td><td>Remote codec</td><td>G722</td></tr><tr><td>Jitter</td><td>479</td><td>JitterBufferMax</td><td>0</td></tr><tr><td>Packets Lost</td><td>16777215</td><td>NetworkPacketLossRate</td><td>0.000000</td></tr><tr><td>MOS-LQ</td><td>0.000000</td><td>MOS-CQ</td><td>0.000000</td></tr><tr><td>RoundTripDelay</td><td>0</td><td>EndSystemDelay</td><td>0</td></tr><tr><td>SymmOneWayDelay</td><td>0</td><td>InterarrivalJitter</td><td>0</td></tr></table><div>Refresh</div></div>	Start Time	2015-10-10 12:58:03	Stop Time	2015-10-10 13:07:03	Local user	1010	Remote user	1020	Local IP	10.10.20.31	Remote IP	10.10.20.37	Local Port	50000	Remote Port	11786	Local codec	G722	Remote codec	G722	Jitter	479	JitterBufferMax	0	Packets Lost	16777215	NetworkPacketLossRate	0.000000	MOS-LQ	0.000000	MOS-CQ	0.000000	RoundTripDelay	0	EndSystemDelay	0	SymmOneWayDelay	0	InterarrivalJitter	0
Start Time	2015-10-10 12:58:03	Stop Time	2015-10-10 13:07:03																																							
Local user	1010	Remote user	1020																																							
Local IP	10.10.20.31	Remote IP	10.10.20.37																																							
Local Port	50000	Remote Port	11786																																							
Local codec	G722	Remote codec	G722																																							
Jitter	479	JitterBufferMax	0																																							
Packets Lost	16777215	NetworkPacketLossRate	0.000000																																							
MOS-LQ	0.000000	MOS-CQ	0.000000																																							
RoundTripDelay	0	EndSystemDelay	0																																							
SymmOneWayDelay	0	InterarrivalJitter	0																																							
[Talk-Stats] (only applicable to SIP-T58V/T58A/T56A/SIP VP-T49G IP phones)	talk-stats = 0	<div>Status->Talk Statistics</div> <div><div>Switch Talk: Lily</div><table><tr><td>Type</td><td>Parameter</td><td>Recv(62 kb/s)</td><td>Send(62 kb/s)</td></tr><tr><td rowspan="6">Audio</td><td>Codec</td><td>G722</td><td>G722</td></tr><tr><td>Bandwidth</td><td>62 kb/s</td><td>62 kb/s</td></tr><tr><td>Sample Rate</td><td>15 k</td><td>15 k</td></tr><tr><td>Jitter</td><td>120 ms</td><td>3 ms</td></tr><tr><td>Total Packets Lost</td><td>0</td><td>0</td></tr><tr><td>Packets Lost Rate</td><td>0%</td><td>0%</td></tr></table></div>	Type	Parameter	Recv(62 kb/s)	Send(62 kb/s)	Audio	Codec	G722	G722	Bandwidth	62 kb/s	62 kb/s	Sample Rate	15 k	15 k	Jitter	120 ms	3 ms	Total Packets Lost	0	0	Packets Lost Rate	0%	0%																	
Type	Parameter	Recv(62 kb/s)	Send(62 kb/s)																																							
Audio	Codec	G722	G722																																							
	Bandwidth	62 kb/s	62 kb/s																																							
	Sample Rate	15 k	15 k																																							
	Jitter	120 ms	3 ms																																							
	Total Packets Lost	0	0																																							
	Packets Lost Rate	0%	0%																																							
[Account]	account-register = 0	Account->Register (the whole page)																																								
	account-basic = 0	Account->Basic (the whole page)																																								
	account-codec = 0	Account->Codec (the whole page)																																								
	account-adv = 2 (0 for SIP VP-T49G/CP860/W52P/W56P IP phones)	Account->Advanced (the whole page)																																								
	account-assign = 0 (only applicable to W52P/W56P IP DECT phones)	Account->Number Assignment (the whole page)																																								

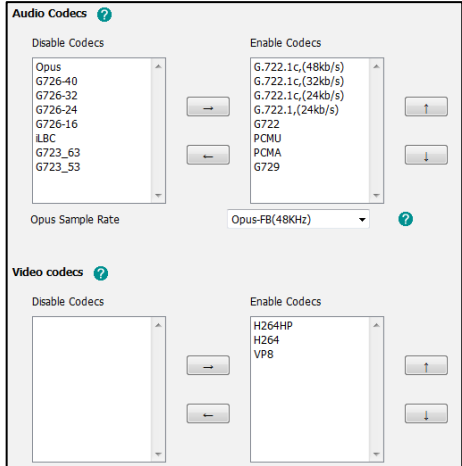
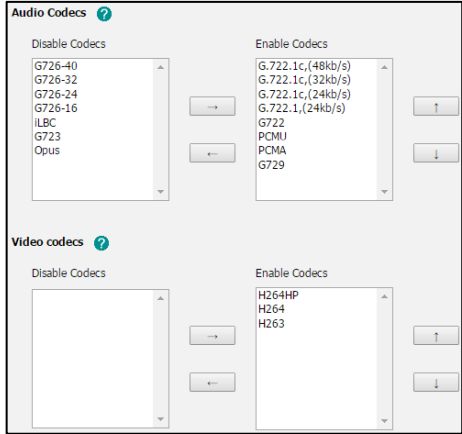
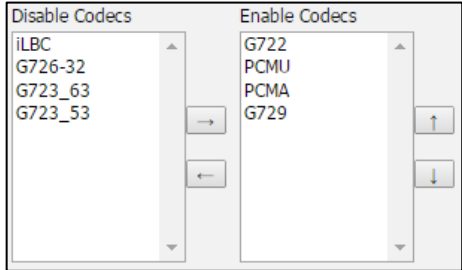
Section Header	Parameters and Default Value	Configuration Items on the Web User Interface
	account-handsetname = 0 (only applicable to W52P/W56P IP DECT phones)	Account->Handset Name (the whole page)
	account-direct = 0 (only applicable to SIP VP-T49G IP phones)	Account->SIP IP Call (the whole page)
[Account-Register]	switch-account = 0 (not applicable to SIP-T19(P) E2/CP860 IP phones)	Account->Register->Account
	account_status = 0	Account->Register->Register Status
	line_active = 0	Account->Register->Line Active
	account_label = 0	Account->Register->Label
	display_name = 0	Account->Register->Display Name
	register_name = 01	Account->Register->Register Name
	user_name = 01	Account->Register->User Name
	account_password = 01 (2 for SIP VP-T49G/CP860/W52P/W56P IP phones)	Account->Register->Password
	enabled-outbound-proxy-server = 2 (01 for SIP VP-T49G/CP860/W52P/W56P IP phones)	Account->Register->Enable Outbound Proxy Server
	outbound-proxy-server = 2 (01 for SIP VP-T49G/CP860/W52P/W56P IP phones)	SIP-T58V/T58A/T56A/SIP VP-T49G/CP860/W56P: Account->Register->Outbound Proxy Server 1 Account->Register->Outbound Proxy

Section Header	Parameters and Default Value	Configuration Items on the Web User Interface
[Account-Register]		<p>Server 1->Port</p>  <p>SIP-T48G/T48S/T46G/T46S/T42G/T42S/T41P/T41S/T40P/T40G/T29G/T27P/T27G/T23P/T23G/T21(P) E2/T19(P) E2: Account->Register->Outbound Proxy Server 1</p>
	outbound-proxy-server-port = 2 (not applicable to SIP-T58V/T58A/T56A/SIP VP-T49G/CP860/W52P/W56P IP phones)	Account->Register->Outbound Proxy Server 1->Port
	backup-outbound-proxy-server = 2 (01 for SIP VP-T49G/CP860/W52P/W56P IP phones)	<p>SIP-T58V/T58A/T56A/SIP VP-T49G/CP860/W56P: Account->Register->Outbound Proxy Server 2 Account->Register->Outbound Proxy Server 2->Port</p>  <p>SIP-T48G/T48S/T46G/T46S/T42G/T42S/T41P/T41S/T40P/T40G/T29G/T27P/T27G/T23P/T23G/T21(P) E2/T19(P) E2: Account->Register->Outbound Proxy Server 2</p>
	backup-outbound-proxy-server-port = 2 (not applicable to SIP-T58V/T58A/T56A/SIP VP-T49G/CP860/W56P IP phones)	Account->Register->Outbound Proxy Server 2->Port
	proxy-fallback-interval = 2 (01 for SIP	Account->Register->Proxy Fallback Interval

Section Header	Parameters and Default Value	Configuration Items on the Web User Interface
[Account-Register]	VP-T49G/CP860/ W52P/W56P IP phones)	
	transport-item = 2 (only applicable to SIP-T58V/T58A/T56A/ SIP VP-T49G/CP860 /W52P/W56P IP phones)	Account->Register->Transport
	NAT_traversal = 2	SIP-T58V/T58A/T56A/SIP-T48G/T48S/T46G /T46S/T42G/T42S/T41P/T41S/T40P/T40G/T 29G/T27P/T27G/T23P/T23G/T21(P) E2/T19(P) E2/CP860/W52P/W56P: Account->Register->NAT SIP VP-T49G: Account->Register->NAT Account->SIP IP Call->NAT
	sip_server = 2	SIP-T58V/T58A/T56A/SIP VP-T49G/CP860/W52P/W56P: Account->Register->SIP Server 1/2  SIP-T48G/T48S/T46G/T46S/T42G/T42S/T41 P/T41S/T40P/T40G/T29G/T27P/T27G/T23P/ T23G/T21(P) E2/T19(P) E2: Account->Register->SIP Server 1 
	sip_server2 = 2 (not applicable to SIP-T58V/T58A/T56A/	Account->Register->SIP Server 2

Section Header	Parameters and Default Value	Configuration Items on the Web User Interface
	SIP VP-T49G/CP860/ W56P IP phones)	
[Account-Basic]	switch-account = 0 (not applicable to SIP-T19(P) E2/CP860 IP phones)	Account->Basic->Account
	proxy_require = 2 (0 for SIP VP-T49G/CP860/ W52P/W56P IP phones)	Account->Basic->Proxy Require
	send_anonymous = 1	Account->Basic->Local Anonymous
	anonymous_rejection_ enabled = 0	Account->Basic->Local Anonymous Rejection
	anonymous_call_enab led = 0 (for neutral firmware version only)	Account->Basic->Send Anonymous Code
	anonymous_call_OnC ode = 1 (for neutral firmware version only)	Account->Basic->Send Anonymous Code->On Code
	anonymous_call_OffC ode = 1 (for neutral firmware version only)	Account->Basic->Send Anonymous Code->Off Code
	send_anonymous_reje ction_code = 0 (for neutral firmware version only)	Account->Basic->Send Anonymous Rejection Code
	anonymous_rejection_ OnCode = 1 (for neutral firmware version only)	Account->Basic->Send Anonymous Rejection Code->On Code

Section Header	Parameters and Default Value	Configuration Items on the Web User Interface
[Account-Basic]	anonymous_rejection_OffCode = 1 (for neutral firmware version only)	Account->Basic->Send Anonymous Rejection Code->Off Code
	misscall-log = 0 (not applicable to W52P/W56P IP DECT phones)	Account->Basic->Missed Call Log
	auto-answer = 0 (not applicable to W52P/W56P IP DECT phones)	Account->Basic->Auto Answer
	auto-answer-mute = 0 (only applicable to CP860/W52P/W56P IP phones)	Account->Basic->Auto Answer Mute
	ring-type = 0 (not applicable to W52P/W56P IP DECT phones)	Account->Basic->Ring Type
[Account-Codec]	switch-account = 0 (not applicable to SIP-T19(P) E2/CP860 IP phones)	Account->Codec->Account
	codecs-group = 0	<p>Account->Codec->Audio Codecs</p> <p>SIP-T48G/T48S/T46G/T46S/T42G/T42S/T41P/T41S/T40P/T40G/T29G/T27P/T27G/T23P/T23G/T21(P) E2/T19(P) E2/CP860:</p>  <p>SIP-T58V/T58A/T56A/:</p>

Section Header	Parameters and Default Value	Configuration Items on the Web User Interface
[Account-Codec]		 <p>SIP VP-T49G:</p>  <p>W52P/W56P:</p> 
[Account-Adv]	switch-account = 0 (not applicable to SIP-T19(P) E2/CP860 IP phones)	Account->Advanced->Account
	UDP_keep-alive = 2 (only applicable to SIP-T58V/T58A/T56A/)	Account->Advanced->Keep Alive Type Account->Advanced->Keep Alive Interval(Seconds)

Section Header	Parameters and Default Value	Configuration Items on the Web User Interface
[Account-Adv]	SIP VP-T49G/CP860/W52P/W56P IP phones)	
	udp-keep-alive-type = 2 (not applicable to SIP-T58V/T58A/T56A/SIP VP-T49G/CP860/W52P/W56P IP phones)	Account->Advanced->Keep Alive Type
	udp-keep-alive-interval = 2 (not applicable to SIP-T58V/T58A/T56A/SIP VP-T49G/CP860/W52P/W56P IP phones)	Account->Advanced->Keep Alive Interval(Seconds)
	rport = 2	Account->Advanced->RPort
	subscribe-period = 2	Account->Advanced->Subscribe Period(Seconds)
	DTMF_items = 2	SIP-T58V/T58A/T56A/T48G/T48S/T46G/T46S/T42G/T42S/T41P/T41S/T40P/T40G/T29G/T27P/T27G/T23P/T23G/T21(P) E2/T19(P) E2/CP860/W52P/W56P: Account->Advanced->DTMF Type Account->Advanced->DTMF Info Type Account->Advanced->DTMF Payload Type(96~127) SIP VP-T49G: Account->Advanced->DTMF Type Account->Advanced->DTMF Info Type Account->Advanced->DTMF Payload Type(96~127) Account->SIP IP Call->DTMF Type Account->SIP IP Call->DTMF Info Type Account->SIP IP Call->DTMF Payload

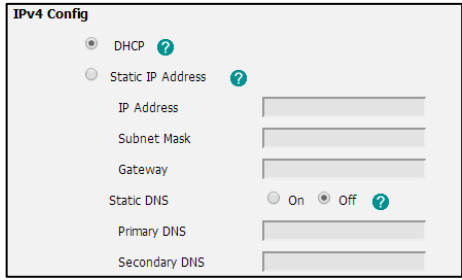
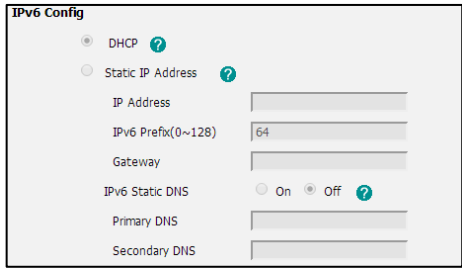

Section Header	Parameters and Default Value	Configuration Items on the Web User Interface
[Account-Adv]		Type(96~127)
	reliable_retransmission = 2	Account->Advanced->Retransmission
	subscribe-register = 2	Account->Advanced->Subscribe Register
	MWI-items = 2	Account->Advanced->Subscribe for MWI Account->Advanced->MWI Subscription Period(Seconds) Account->Advanced->Subscribe MWI To Voice Mail
	voice_mail = 2 (0 for SIP VP-T49G/CP860/W52P/W56P IP phones)	Account->Advanced->Voice Mail
	voice_mail_display = 2 (not applicable to W52P/W56P IP DECT phones)	Account->Advanced->Voice Mail Display
	caller-ID-header = 2	Account->Advanced->Caller ID Source
	use-session-timer = 2	Account->Advanced->Session Timer
	session-timer = 2	Account->Advanced->Session Expires(30~7200s)
	session-refresher = 2	Account->Advanced->Session Refresher
	user-equal-phone = 2	Account->Advanced->Send user=phone
	voice-encryption = 2	SIP-T58V/T58A/T56A/T48G/T48S/T46G/T46S/T42G/T42S/T41P/T41S/T40P/T40G/T29G/T27P/T27G/T23P/T23G/T21(P) E2/T19(P) E2/CP860/W52P/W56P: Account->Advanced->RTP Encryption(SRTP) SIP VP-T49G: Account->Advanced->RTP Encryption(SRTP)



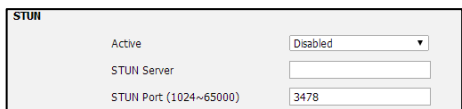
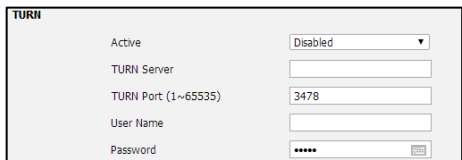
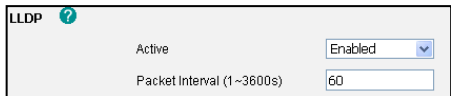
Section Header	Parameters and Default Value	Configuration Items on the Web User Interface
[Account-Adv]		Account->SIP IP Call->RTP Encryption(SRTP)
	ptime-item = 2	Account->Advanced->PTime(ms)
	BLF-list-URI = 2 (not applicable to SIP-T19(P) E2/CP860/W52P/W56P IP phones)	Account->Advanced->BLF List URI
	BlfListCode = 2 (not applicable to SIP-T19(P) E2/CP860/W52P/W56P IP phones)	Account->Advanced->BLF List Pickup Code
	BLFListBargeInCode = 2 (not applicable to SIP-T19(P) E2/CP860/W52P/W56P IP phones)	Account->Advanced->BLF List Barge In Code
	BLF-List-Retrieve-Code = 2 (not applicable to SIP-T19(P) E2/CP860/W52P/W56P IP phones)	Account->Advanced->BLF List Retrieve Call Parked Code
	share-line = 2	Account->Advanced->Shared Line
	Call-Pull-Feature-Access-Code = 2 (not applicable to SIP-T19(P) E2/W52P/W56P IP DECT phones)	Account->Advanced->Call Pull Feature Access Code (only appear when the parameter "account.X.shared_line" is set to 1)
	dialog-info-call-pickup = 2 (not applicable to SIP-T19(P) E2/	Account->Advanced->Dialog Info Call Pickup


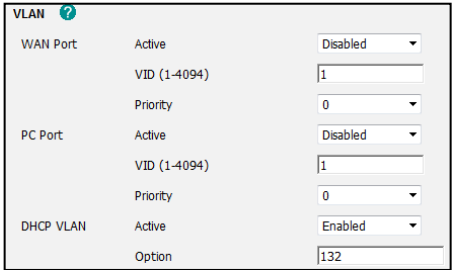

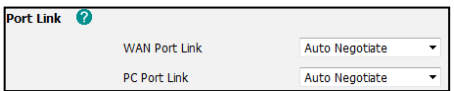



Section Header	Parameters and Default Value	Configuration Items on the Web User Interface
[Account-Adv]	CP860/W52P/W56P IP phones)	
	BLA-number = 2 (not applicable to W52P/W56P/SIP VP-T49G/SIP-T58V/T58A/T56A IP phones)	Account->Advanced->BLA Number
	BLA-subscription-period = 2 (not applicable to W52P/W56P/SIP VP-T49G/SIP-T58V/T58A/T56A IP phones)	Account->Advanced->BLA Subscription Period
	SIP-send-MAC = 2	Account->Advanced->SIP Send MAC
	SIP-send-line = 2	Account->Advanced->SIP Send Line
	SIP-Reg-retry-timer = 2	Account->Advanced->SIP Registration Retry Timer(0~1800s)
	conference-type = 2	Account->Advanced->Conference Type
	conference-uri = 2	Account->Advanced->Conference URI
	ACD-subscrip-period = 2 (not applicable to SIP-T58V/T58A/T56A/W52P/W56P IP phones)	Account->Advanced->ACD Subscribe Period(120~3600s)
	Earlymedia = 2 (not applicable to W52P/W56P IP DECT phones)	Account->Advanced->Early Media
	SIPServerType = 2	Account->Advanced->SIP Server Type
	Music-ServerURI = 2 (not applicable to W52P/W56P IP DECT phones)	Account->Advanced->Music Server URI
	Direct-Call-Pickup-Co	Account->Advanced->Directed Call Pickup

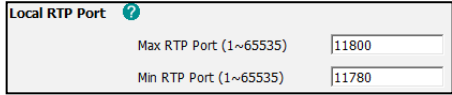
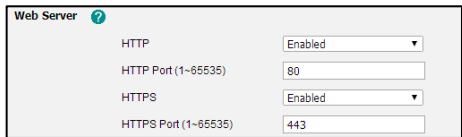

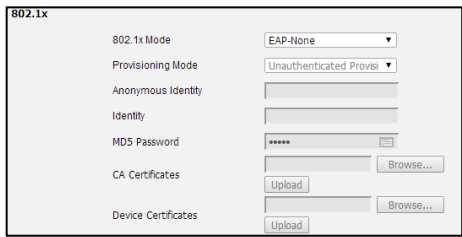

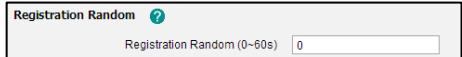
Section Header	Parameters and Default Value	Configuration Items on the Web User Interface
[Account-Adv]	de = 2 (not applicable to W52P/W56P IP DECT phones)	Code
	Group-Call-Pickup-Code = 2 (not applicable to W52P/W56P IP DECT phones)	Account->Advanced->Group Call Pickup Code
	Distinctive-Ring-Tones = 2 (not applicable to W52P/W56P IP DECT phones)	Account->Advanced->Distinctive Ring Tones
	UnregisterOnReboot = 2	Account->Advanced->Unregister When Reboot
	Out-Dialog-BLF = 2 (not applicable to SIP-T19(P) E2/CP860/W52P/W56P IP phones)	Account->Advanced->Out Dialog BLF
	RTCP-Collector-Name = 2	Account->Advanced->VQ RTCP-XR Collector Name
	RTCP-Collector-Address = 2	Account->Advanced->VQ RTCP-XR Collector Address
	RTCP-Collector-Port = 2	Account->Advanced->VQ RTCP-XR Collector Port
	Number-Of-Linekey = 2 (1 for SIP VP-T49G IP phone; not applicable to SIP-T19(P) E2/CP860/W52P/W56P IP phones)	Account->Advanced->Number of line key (only appear when the parameter "features.auto_linekeys.enable" is set to 1)
	number_of_simultaneous_outgoing_calls =	Account->Advanced-> Number of simultaneous outgoing calls



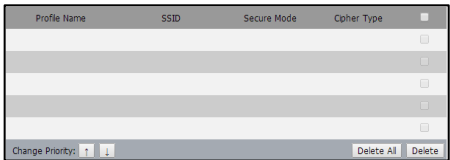
Section Header	Parameters and Default Value	Configuration Items on the Web User Interface
	2 (only applicable to W52P/W56P IP DECT phones)	
[Account-Assign] (only applicable to W52P/W56P IP DECT phones)	incoming-lines = 0	Account->Number Assignment->Incoming lines
	outgoing-lines = 0	Account->Number Assignment->Outgoing lines
[Account-Handsetname] (only applicable to W52P/W56P IP DECT phones)	Handsetname = 1	Account->Handset Name
[Network]	network-basic = 0	Network->Basic (the whole page)
	network-pcport = 0 (not applicable to CP860/W52P/W56P IP phones)	Network->PC Port (the whole page)
	network-nat = 2 (not applicable to SIP-T58V/T58A/T56A/SIP VP-T49G/CP860/W52P/W56P IP phones)	Network->NAT (the whole page)
	network-advanced = 2 (0 for SIP VP-T49G/CP860/W52P/W56P IP phones)	Network->Advanced (the whole page)
	network-wifi = 0 (only applicable to SIP VP-T49G/SIP-T48G/T48S/T46G/T46S/T29G IP phones)	Network->Wi-Fi (the whole page)

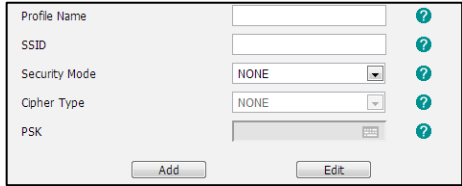
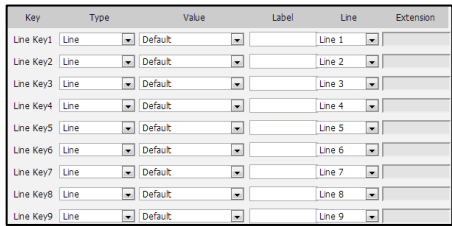
Section Header	Parameters and Default Value	Configuration Items on the Web User Interface
	shotlevel = 0 (only applicable to SIP-T58V/T58A/T56A/SIP VP-T49G/CP860/W52P/W56P IP phones)	
[Network-Basic]	ipaddress-mode = 0 (2 for SIP VP-T49G/CP860/W52P/W56P IP phones)	Network->Basic->Internet Port->Mode(IPv4/IPv6)
	ipv4config = 0 (2 for SIP VP-T49G/CP860/W52P/W56P IP phones)	Network->Basic->IPv4 Config 
	ipv6config = 0 (2 for SIP VP-T49G/CP860/W56P/W52P IP phones)	Network->Basic->IPv6 Config 
	wan-ppoe = 2 (only applicable to SIP-T58V/T58A/T56A/SIP VP-T49G/W52P/W56P IP phones)	Network->Basic->PPPoE Network->Basic->PPPoE->User Name Network->Basic->PPPoE->Password
[Network-PCPort]	pcport-active = 0 (not applicable to CP860/W52P/W56P IP phones)	Network->PC Port->PC Port Active 

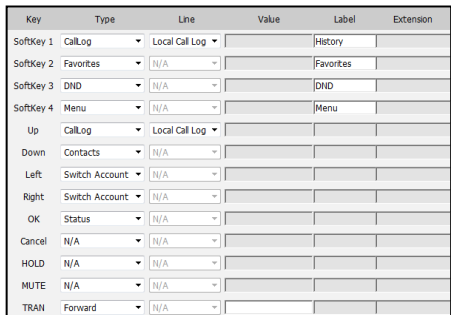
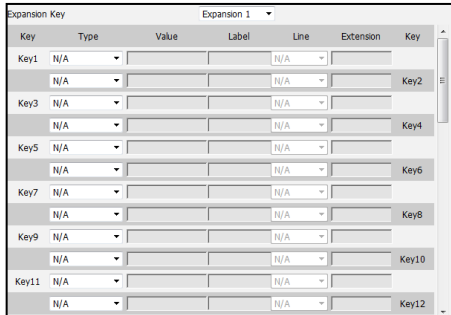
Section Header	Parameters and Default Value	Configuration Items on the Web User Interface
[Network-Nat] (not applicable to SIP-T58V/T58A/T56A/SIP VP-T49G/CP860/W56P IP phones)	manual = 2	Network->NAT->Nat Manual 
	manual-switch = 2	Network->NAT->Nat Manual->Active
	manual-ip = 2	Network->NAT->Nat Manual->IP Address
	ICE = 2	Network->NAT->ICE 
	ICE-switch = 2	Network->NAT->ICE->Active
	STUN = 2	Network->NAT->STUN 
	STUN-switch = 2	Network->NAT->STUN->Active
	STUN-server = 2	Network->NAT->STUN->STUN Server
	STUN-port = 2	Network->NAT->STUN->STUN Port (1024~65000)
	TURN = 2	Network->NAT->TURN 
	TURN-switch = 2	Network->NAT->TURN->Active
	TURN-server = 2	Network->NAT->TURN->TURN Server
	TURN-port = 2	Network->NAT->TURN->TURN Port (1~65535)
	TURN-username = 2	Network->NAT->TURN->User Name
	TURN-password = 2	Network->NAT->TURN->Password
	LLDP-items = 2	Network->Advanced->LLDP 
	CDP-items = 2	Network->Advanced->CDP

Section Header	Parameters and Default Value	Configuration Items on the Web User Interface
[Network-Advanced]	(not applicable to W52P/W56P IP DECT phones)	
	VLAN-items = 2	<p>Network->Advanced->VLAN</p> 
	NAT-items = 2 (only applicable to SIP-T58V/T58A/T56A/ SIP VP-T49G/CP860/ W52P/W56P IP phones)	<p>Network->Advanced->NAT</p> 
	port-link = 2 (not applicable to W52P/W56P IP DECT phones)	<p>Network->Advanced->Port Link</p> 
	voice-QoS = 2	<p>Network->Advanced->Voice QoS</p> <p>W52P/W56P/CP860/SIP-T48G/T48S/T46G/T46S/ T42G/T42S/T41P/T41S/T40P/T40G/T29G/T27P/T27G/T23P/T23G/T21(P) E2/T19(P) E2:</p>  <p>SIP-T58V/T58A/T56A/SIP VP-T49G:</p> 
	reserve-port = 0 (only applicable to SIP-T58V/T58A/T56A/ SIP VP-T49G IP	<p>Network->Advanced->Reserved Port</p> 


Section Header	Parameters and Default Value	Configuration Items on the Web User Interface
[Network-Advanced]	phones)	
	local-RTP-port = 2 (not applicable to SIP-T58V/T58A/T56A/SIP VP-T49G IP phones)	Network->Advanced->Local RTP Port 
	web-server = 2	Network->Advanced->Web Server 
	8021x = 2	Network->Advanced->802.1x SIP-T58V/T58A/T56A/SIP VP-T49G/W56P/CP860:  SIP-T48G/T48S/T46G/T46S/T42G/T42S/ T41P/T41S/T40P/T40G/T29G/T27P/T27G/T23P/ T23G/T21(P) E2/T19(P) E2: 
	span-to-pc-port = 2 (not applicable to CP860/W52P/W56P IP phones)	Network->Advanced->Span to PC 
	reg-surge-prev = 2	Network->Advanced->Registration Random 
	ICMPv6_Status = 2 (only applicable to	Network->Advanced->ICMPv6 Status

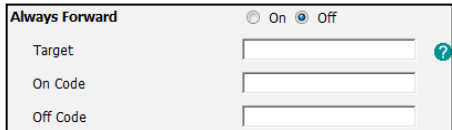
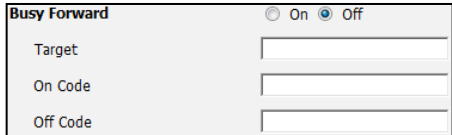
Section Header	Parameters and Default Value	Configuration Items on the Web User Interface
	SIP-T58V/T58A/T56A/ SIP VP-T49G/SIP-T48G/ T48S/T46G/T46S/ T29G IP phones)	
	open-VPN = 2	Network->Advanced->VPN 
[Network-Wifi]	wifi-active = 0 (2 for SIP VP-T49G IP phones; only applicable to SIP VP-T49G/SIP-T48G/T48S/T46G/T46S/T29G IP phones)	Network->Wi-Fi->Wi-Fi Active
	wifi-list = 0 (2 for SIP VP-T49G IP phones; only applicable to SIP VP-T49G/SIP-T48G/T48S/T46G/T46S/T29G IP phones)	Network->Wi-Fi 
	wifi-label = 0 (only applicable to SIP-T48G/T48S/T46G/T46S/T29G IP phones)	Network->Wi-Fi->Profile Name
	wifi-ssid = 0 (only applicable to SIP-T48G/T48S/T46G/T46S/T29G IP phones)	Network->Wi-Fi->SSID
	wifi-mode = 0 (only applicable to SIP-T48G/T48S/T46G/T46S/T29G IP phones)	Network->Wi-Fi->Security Mode
	wifi-type = 0	Network->Wi-Fi->Cipher Type

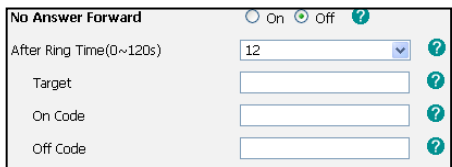
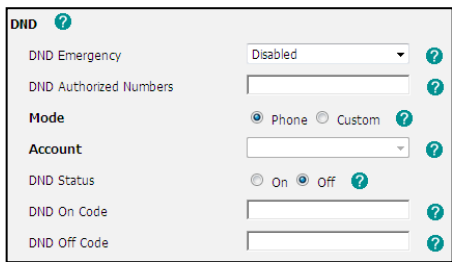
Section Header	Parameters and Default Value	Configuration Items on the Web User Interface
[Network-Wifi]	(only applicable to SIP-T48G/T48S/T46G/T46S/T29G IP phones)	
	wifi-psk = 0 (only applicable to SIP-T48G/T48S/T46G/T46S/T29G IP phones)	Network->Wi-Fi->PSK
	wifi-edit = 2 (only applicable to SIP VP-T49G IP phones)	Network->Wi-Fi-> 
	wifi-status-detection-timeout = 0 (only applicable to SIP VP-T49G IP phones)	Network->Wi-Fi->Time-Out For Wi-Fi Status Detection
[DSSKey] (not applicable to W52P/W56P IP DECT phones)	linekey = 0 (not applicable to SIP-T19(P) E2/CP860 IP phones)	Dsskey->Line Key (the whole page(s) for all the line keys)
	programmablekey = 0	Dsskey->Programable Key (the whole page)
	extkey = 0 (only applicable to SIP-T58V/T58A/T56A/T48G/T48S/T46G/T46S/T29G/T27P/T27G IP phones)	Dsskey->Ext Key (the whole page)
[LineKey] (not applicable to SIP-T19(P) E2/CP860/W52P/W56P IP phones)	line-key = 0	Dsskey->Line Key (for all the line keys on each page) 
	Enable-Page-Tips = 0	Dsskey->Line Key->Enable Page Tips

Section Header	Parameters and Default Value	Configuration Items on the Web User Interface
[LineKey] (not applicable to SIP-T19(P) E2/CP860/W52P/W56P IP phones)	(only applicable to SIP-T58V/T58A/T56A/T46G/T46S/T29G/T42G/T42S/T41P/T41S/T27P/T27G IP phones)	
	Label-Length = 0 (only applicable to SIP VP-T49G/SIP-T48G/T48S/T46G/T46S/T29G IP phones)	Dsskey->Line Key->Label Length
[ProgramKey] (not applicable to W52P/W56P IP DECT phones)	programmable-key = 0	Dsskey->Programable Key 
[ExtKey] (only applicable to SIP-T58V/T58A/T56A/T48G/T48S/T46G/T46S/T29G/T27P/T27G IP phones)	ext-key = 0	Dsskey->Ext Key 
[Features]	features-forward = 0	Features->Forward&DND (the whole page)
	features-general = 0	Features->General Information (the whole page)
	features-audio = 0	Features->Audio (the whole page)
	features-intercom = 0 (not applicable to W52P/W56P IP DECT phones)	Features->Intercom (the whole page)
	features-transfer = 0	Features->Transfer (the whole page)

Section Header	Parameters and Default Value	Configuration Items on the Web User Interface
[Features]	features-callpickup = 0	Features->Call Pickup (the whole page)
	features-remote = 2 (0 for SIP VP-T49G/CP860 IP phones; not applicable to W52P/W56P IP DECT phones)	Features->Remote Control (the whole page)
	features-phonelock = 0	Features->Phone Lock (the whole page)
	features-acd = 2 (0 for SIP VP-T49G/CP860 IP phones; not applicable to SIP-T58V/T58A/T56A/W52P/W56P IP phones)	Features->ACD (the whole page)
	features-sms = 0 (not applicable to SIP-T58V/T58A/T56A/W52P/W56P IP phones)	Features->SMS (the whole page)
	features-actionurl = 2 (0 for SIP VP-T49G/CP860 IP phones; not applicable to W52P/W56P IP DECT phones)	Features->Action URL (the whole page)
	features-bluetooth = 0 (only applicable to SIP-T58V/T58A/T56A/SIP VP-T49G/SIP-T48G/T48S/T46G/T46S/	Features->Bluetooth (the whole page)

Section Header	Parameters and Default Value	Configuration Items on the Web User Interface
[Features]	T29G IP phones)	
	features-powered = 0 (not applicable to CP860 IP phones)	Features->Power LED (the whole page)
	features-notifypop = 0 (not applicable to W52P/W56P IP DECT phones)	Features->Notification Popups (the whole page)
	features-doorphone = 0 (only applicable to SIP-T58V/T58A/T56A IP phones)	Features->Door Phone (the whole page)
[Forward&DND]	head-forward = 0	Features->Forward&DND-> Forward 
	forward-emergency = 0 (not applicable to W52P/W56P IP DECT phones)	Features->Forward&DND->Forward ->Forward Emergency
	forward-authorized-numbers = 0 (not applicable to W52P/W56P IP DECT phones)	Features->Forward&DND->Forward ->Forward Authorized Numbers
	forward-mode = 0 (not applicable to SIP-T19(P) E2/CP860/W52P/W56P IP phones)	Features->Forward&DND->Forward ->Mode
	forward-account = 0 (not applicable to SIP-T19(P) E2/CP860 IP phones)	Features->Forward&DND->Forward ->Account
	always-forward = 0	Features->Forward&DND->Always

Section Header	Parameters and Default Value	Configuration Items on the Web User Interface
[Forward&DND]		Forward 
	always-forward-enabled = 0	Features->Forward&DND->Forward->Always Forward->On/Off
	always-forward-target = 0	Features->Forward&DND->Forward->Always Forward->Target
	always-forward-OnCode = 0 (for neutral firmware version only)	Features->Forward&DND->Forward->Always Forward->On Code
	always-forward-OffCode = 0 (for neutral firmware version only)	Features->Forward&DND->Forward->Always Forward->Off Code
	busy-forward = 0	Features->Forward&DND->Busy Forward 
	busy-forward-enabled = 0	Features->Forward&DND->Forward->Busy Forward->On/Off
	busy-forward-target = 0	Features->Forward&DND->Forward->Busy Forward->Target
	busy-forward-OnCode = 0 (for neutral firmware version only)	Features->Forward&DND->Forward->Busy Forward->On Code
	busy-forward-OffCode = 0 (for neutral firmware version only)	Features->Forward&DND->Forward->Busy Forward->Off Code
	NoAnswer-forward = 0	Features->Forward&DND->No Answer Forward

Section Header	Parameters and Default Value	Configuration Items on the Web User Interface
[Forward&DND]		
	NoAnswer-forward-enabled = 0	Features->Forward&DND->Forward->No Answer Forward->On/Off
	NoAnswer-forward-ringtimes = 0	Features->Forward&DND->Forward->No Answer Forward->After Ring Time (0~120s)
	NoAnswer-forward-target = 0	Features->Forward&DND->Forward->No Answer Forward->Target
	NoAnswer-forward-OnCode = 0 (for neutral firmware version only)	Features->Forward&DND->Forward->No Answer Forward->On Code
	NoAnswer-forward-OffCode = 0 (for neutral firmware version only)	Features->Forward&DND->Forward->No Answer Forward->Off Code
	DND = 0	Features->Forward&DND->DND 
	DND-Emergency = 0 (not applicable to W52P/W56P IP DECT phones)	Features->Forward&DND->DND->DND Emergency
	DND-Authorized-Numbers = 0 (not applicable to W52P/W56P IP DECT phones)	Features->Forward&DND->DND->DND Authorized Numbers
	DND-mode = 0	Features->Forward&DND->DND->Mode

Section Header	Parameters and Default Value	Configuration Items on the Web User Interface
[Forward&DND]	(01 for SIP VP-T49G/CP860/ W52P/W56P IP phones; not applicable to SIP-T19(P) E2/CP860 IP phones)	
	DND-account = 0 (01 for SIP VP-T49G/CP860/ W52P/W56P IP phones; not applicable to SIP-T19(P) E2/CP860 IP phones)	Features->Forward&DND->DND->Account
	DND-Status = 0 (01 for SIP VP-T49G/CP860/ W52P/W56P IP phones)	Features->Forward&DND->DND->DND Status
	DND-OnCode = 0 (01 for SIP VP-T49G/CP860/ W52P/W56P IP phones; for neutral firmware version only)	Features->Forward&DND->DND->On Code
	DND-OffCode = 0 (01 for SIP VP-T49G/CP860/ W52P/W56P IP phones; for neutral firmware version only)	Features->Forward&DND->DND->Off Code
[General-Information]	call_waiting = 0	Features->General Information->Call Waiting Features->General Information->Call Waiting On Code (for neutral firmware version only)

Section Header	Parameters and Default Value	Configuration Items on the Web User Interface
[General-Information]		Features->General Information->Call Waiting Off Code (for neutral firmware version only)
	auto-redial = 0 (not applicable to W52P/W56P IP DECT phones)	Features->General Information->Auto Redial
	auto_redial_interval = 0 (not applicable to W52P/W56P IP DECT phones)	Features->General Information->Auto Redial Interval(1~300s)
	auto_redial_times = 0 (not applicable to W52P/W56P IP DECT phones)	Features->General Information->Auto Redial Times (1~300)
	key_as_send = 0	Features->General Information->Key As Send
	reserve-pound = 2	Features->General Information->Reserve # in User Name
	hotline-number = 0 (not applicable to W52P/W56P IP DECT phones)	Features->General Information->Hotline Number
	hotline-delay = 0 (not applicable to W52P/W56P IP DECT phones)	Features->General Information->Hotline Delay(0~10s)
	busytone_delay = 0	Features->General Information->Busy Tone Delay (Seconds)
	return-code-refuse = 0	Features->General Information->Return Code When Refuse
	return-code-DND = 0	Features->General Information->Return Code When DND
	call_completion = 0 (not applicable to	Features->General Information->Call Completion

Section Header	Parameters and Default Value	Configuration Items on the Web User Interface
[General-Information]	W52P/W56P IP DECT phones)	
	feature-key-synchronization = 0	Features->General Information->Feature Key Synchronization
	TimeOut-for-DialNow = 0	Features->General Information->Time Out for Dial Now Rule
	RFC-2543-Hold = 2	Features->General Information->RFC 2543 Hold
	use-outbound-in-dialog = 2	Features->General Information->Use Outbound Proxy In Dialog
	IsDeal-180 = 2	Features->General Information->180 Ring Workaround
	logon-wizard = 2 (not applicable to CP860/W52P/W56P IP phones)	Features->General Information->Logon Wizard
	PswPrefix = 0 (2 for SIP VP-T49G/CP860 IP phones; not applicable to W52P/W56P IP DECT phones)	Features->General Information->PswPrefix
	PswLength = 0 (2 for SIP VP-T49G/CP860 IP phones; not applicable to W52P/W56P IP DECT phones)	Features->General Information->PswLength
	PswDial = 0 (2 for SIP VP-T49G/CP860 IP phones; not applicable to W52P/W56P IP DECT phones)	Features->General Information->PswDial

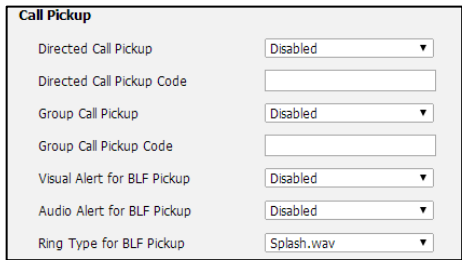
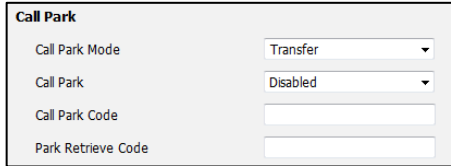
Section Header	Parameters and Default Value	Configuration Items on the Web User Interface
[General-Information]	SaveCallHistory = 2	Features->General Information->Save Call Log
	SuppressDTMFDisplay = 1	Features->General Information->Suppress DTMF Display
	SuppressDTMFDisplay Delay = 1	Features->General Information->Suppress DTMF Display Delay
	play-local-DTMF-tone = 0 (not applicable to W52P/W56P IP DECT phones)	Features->General Information->Play Local DTMF Tone
	DTMFRepetition = 0 (not applicable to W52P/W56P IP DECT phones)	Features->General Information->DTMF Repetition
	MulticastCodec = 0 (not applicable to SIP-T19(P) E2/W52P/W56P IP phones)	Features->General Information->Multicast Codec
	PlayHoldTone = 0 (not applicable to W52P/W56P IP DECT phones)	Features->General Information->Play Hold Tone
	PlayHoldToneDelay = 0 (not applicable to W52P/W56P IP DECT phones)	Features->General Information->Play Hold Tone Delay
	AllowMute = 0 (not applicable to W52P/W56P IP DECT phones)	Features->General Information->Allow Mute
	DualHeadset = 0 (1 for SIP VP-T49G IP phones; not	Features->General Information->Dual Headset

Section Header	Parameters and Default Value	Configuration Items on the Web User Interface
[General-Information]	applicable to CP860/W52P/W56P IP phones)	
	AutoAnswerDelay = 0 (not applicable to W52P/W56P IP DECT phones)	Features->General Information->Auto Answer Delay(1~4s)
	enable-auto-answer-tone = 0 (not applicable to W52P/W56P IP DECT phones)	Features->General Information->Enable Auto Answer Tone
	HeadsetPrior = 0 (not applicable to CP860/W52P/W56P IP phones)	Features->General Information->Headset Prior
	DTMFReplaceTran = 0 (not applicable to W52P/W56P IP DECT phones)	Features->General Information->DTMF Replace Tran
	TranSendDTMF = 1 (not applicable to W52P/W56P IP DECT phones)	Features->General Information->Tran Send DTMF
	SendPoundKey = 0 (not applicable to W52P/W56P IP DECT phones)	Features->General Information->Send Pound Key
	FwdInternational = 0	Features->General Information->Fwd International
	Diversion-History-Info = 1	Features->General Information->Diversion/History-Info
	allow-trans-exist-call = 0 (not applicable to SIP-T58V/T58A/T56A/	Features->General Information->Allow Trans Exist Call

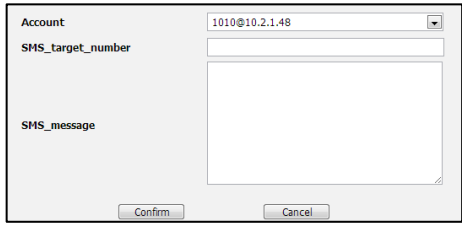
Section Header	Parameters and Default Value	Configuration Items on the Web User Interface
[General-Information]	W52P/W56P/SIP VP-T49G/SIP-T48G/ T48S/T46G/T46S/ T29G IP phones)	
	blf-led-mode = 0 (not applicable to W52P/W56P/SIP VP-T49G/SIP-T19(P) E2/CP860 IP phones)	Features->General Information->BLF LED Mode
	ReLogOffTime = 2	Features->General Information->Auto Logout Time(1~1000min)
	call-number-filter = 0	Features->General Information->Call Number Filter
	Use_Logo = 0 (not applicable to SIP-T58V/T58A/T56A/ W52P/W56P/SIP VP-T49G/SIP-T48G/ T48S/T46G/T46S/ T29G IP phones)	Features->General Information->Use Logo
	upload_logo = 0 (not applicable to SIP-T58V/T58A/T56A/ W52P/W56P/SIP VP-T49G/SIP-T48G/ T48S/T46G/T46S/ T29G IP phones)	Features->General Information->Upload Logo
	sip-trust-control = 2	Features->General Information->Accept SIP Trust Server Only
	allow-IP-call = 0	SIP-T58V/T58A/T56A/T48G/T48S/T46G/T46S/T42G/T42S/T41P/T41S/T40P/T40G/T29G/T27P/T27G/T23P/T23G/T21(P) E2/T19(P) E2/CP860/W56P: Features->General Information->Allow IP Call SIP VP-T49G:

Section Header	Parameters and Default Value	Configuration Items on the Web User Interface
[General-Information]		Account->SIP IP Call->Allow IP Call
	IP-direct-auto-answer = 0 (not applicable to W52P/W56P IP DECT phones)	SIP-T58V/T58A/T56A/T48G/T48S/T46G/T46S/T42G/T42S/T41P/T41S/T40P/T40G/T29G/T27P/T27G/T23P/T23G/T21(P) E2/T19(P) E2/CP860/W56P: Features->General Information->IP Direct Auto Answer SIP VP-T49G: Account->SIP IP Call->IP Direct Auto Answer
	callog-show-num = 0 (not applicable to W52P/W56P IP DECT phones)	Features->General Information->Call List Show Number
	voicemail-tone = 0	Features->General Information->Voice Mail Tone
	DHCP-hostname = 0	Features->General Information->DHCP Hostname
	reboot-in-talking = 0	Features->General Information->Reboot In Talking
	Hide-Feature-Access-Codes = 0 (not applicable to W52P/W56P IP DECT phones)	Features->General Information->Hide Feature Access Codes
	display-method-on-dialing = 2	Features->General Information->Display Method on Dialing
	auto-linekeys = 1 (not applicable to SIP-T19(P) E2/CP860/W52P/W56P IP phones)	Features->General Information->Auto Linekeys
	end-call-onhook = 0 (only applicable to W52P/W56P IP DECT phones)	Features->General Information->End Call On Hook

Section Header	Parameters and Default Value	Configuration Items on the Web User Interface
[Features-Audio]	call-waiting-tone = 0	Features->Audio->Call Waiting Tone
	button-sound = 0 (not applicable to W52P/W56P IP DECT phones)	Features->Audio->Key Tone
	send-sound = 0 (not applicable to W52P/W56P IP DECT phones)	Features->Audio->Send Tone
	redial_tone = 0 (not applicable to W52P/W56P IP DECT phones)	Features->Audio->Redial Tone
	headset-send-volume = 1 (not applicable to CP860/W52P/W56P IP phones)	Features->Audio->Headset Send Volume (-50~50)
	handset-send-volume = 1 (not applicable to CP860/W52P/W56P IP phones)	Features->Audio->Handset Send Volume (-50~50)
	handfree-send-volume = 1 (not applicable to CP860/W52P/W56P IP phones)	Features->Audio->Handfree Send Volume (-50~50)
	Ringer_Dev = 0 (not applicable to CP860 IP phones)	Features->Audio->Ringer Device for Headset
[Features-Intercom] (not applicable to W52P/W56P IP)	allow-intercom = 0	T48G/T48S/T46G/T46S/T42G/T42S/T41P/T41S/T40P/T40G/T29G/T27P/T27G/T23P/T23G/T21(P) E2/T19(P) E2: Features->Intercom->Allow Intercom SIP-T58V/T58A/T56A/SIP VP-T49G/CP860:

Section Header	Parameters and Default Value	Configuration Items on the Web User Interface
DECT phones)		Features->Intercom->Accept Intercom
	intercom-mute = 0	Features->Intercom->Intercom Mute
	intercom-tone = 0	Features->Intercom->Intercom Tone
	intercom-barge = 0	Features->Intercom->Intercom Barge
[Features-Transfer]	semi-attend-transfer = 0	Features->Transfer->Semi-Attended Transfer
	blind-tran-onhook = 0	Features->Transfer->Blind Transfer On Hook
	Semi-Attend-Trans-OnHook = 0	Features->Transfer->Attended Transfer On Hook
	transfer-on-conference-hang-up = 0 (not applicable to W52P/W56P IP DECT phones)	Features->Transfer->Transfer on Conference Hang up
	TransferModeViaDsskey = 0 (not applicable to SIP-T19(P) E2/CP860/W52P/W56P IP phones)	Features->Transfer->Transfer Mode Via Dsskey
[Features-Callpickup]	Call-Pickup = 0 (not applicable to W52P/W56P IP phones)	Features->Call Pickup->Call Pickup 
	Call-Park = 0 (not applicable to SIP-T58V/T58A/T56A/SIP VP-T49G/CP860 IP phones)	Features->Call Pickup->Call Park 
	pushxml-server-addr	Features->Remote Control->Push XML

Section Header	Parameters and Default Value	Configuration Items on the Web User Interface
[Features-Remote] (not applicable to W52P/W56P IP DECT phones)	= 2 (not applicable to SIP-T58V/T58A/T56A IP phones)	Server IP Address
	XMLSIPNotify = 2 (not applicable to SIP-T58V/T58A/T56A IP phones)	Features->Remote Control->SIP Notify
	XMLBlockInCalling = 2 (1 for SIP VP-T49G/CP860 IP phones, not applicable to SIP-T58V/T58A/T56A IP phones)	Features->Remote Control->Block XML in Calling
	ActionURLimitIP = 2	Features->Remote Control->Action URI Allow IP List
	CSTAControl = 2 (not applicable to SIP-T58V/T58A/T56A/ SIP VP-T49G/CP860 IP phones)	Features->Remote Control->CSTA Control
[Features-Lock] (not applicable to W52P/W56P IP DECT phones)	Lock_Enable = 0 (2 for SIP VP-T49G/CP860 IP phones)	Features->Phone Lock->Phone Lock Enable
	keyboard_lock = 0 (2 for SIP VP-T49G/CP860 IP phones, not applicable to SIP-T58V/T58A/T56A IP phones)	Features->Phone Lock->Phone Lock Type
	Phone_Unlock_PIN = 0 (2 for SIP VP-T49G/CP860 IP phones)	Features->Phone Lock->Phone Unlock PIN(0~15 Digit)

Section Header	Parameters and Default Value	Configuration Items on the Web User Interface
[Features-Lock] (not applicable to W52P/W56P IP DECT phones)	phones)	
	Phone_lock_time_out = 0 (2 for SIP VP-T49G/CP860 IP phones)	Features->Phone Lock->Phone Lock Time Out(0~3600s)
	emergency_setting = 0 (2 for SIP VP-T49G/CP860 IP phones)	Features->Phone Lock->Emergency
[Features-ACD] (not applicable to SIP-T58V/T58A/T56A/W52P/W56P IP phones)	ACD-auto-available = 2	Features->ACD->ACD->ACD Auto Available
	ACD-auto-available-timer = 2	Features->ACD->ACD->ACD Auto Available Timer(0~120s)
[Features-SMS] (only applicable to SIP VP-T49G IP phones)	send-sms = 0	Features->SMS-> 
[Features-ActionURL] (not applicable to W52P/W56P IP DECT phones)	setup-complete = 2	Features->Action URL->Setup Completed
	log-on = 2	Features->Action URL->Registered
	log-off = 2	Features->Action URL->Unregistered
	register-fail = 2	Features->Action URL->Register Failed
	off-hook = 2	Features->Action URL->Off Hook
	on-hook = 2	Features->Action URL->On Hook
	incoming-call = 2	Features->Action URL->Incoming Call
	outgoing-call = 2	Features->Action URL->Outgoing Call
	call-establish = 2	Features->Action URL->Established
	Call-Terminated = 2	Features->Action URL->Terminated
	DND-On = 2	Features->Action URL->Open DND

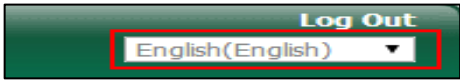
Section Header	Parameters and Default Value	Configuration Items on the Web User Interface
[Features-ActionURL] (not applicable to W52P/W56P IP DECT phones)	DND-Off = 2	Features->Action URL->Close DND
	Forward-On-Code = 2	Features->Action URL->Open Always Forward
	Forward-Off-Code = 2	Features->Action URL->Close Always Forward
	Busy-Forward-On = 2	Features->Action URL->Open Busy Forward
	Busy-Forward-Off = 2	Features->Action URL->Close Busy Forward
	No-Answer-Forward-On = 2	Features->Action URL->Open NoAnswer Forward
	No-Answer-Forward-Off = 2	Features->Action URL->Close NoAnswer Forward
	TransferCall = 2	Features->Action URL->Transfer Call
	Blind-transfer-call = 2	Features->Action URL->Blind Transfer
	Attended-transfer-call = 2	Features->Action URL->Attended Transfer
	Hold = 2	Features->Action URL->Hold
	Unhold = 2	Features->Action URL->UnHold
	Mute = 2	Features->Action URL->Mute
	Unmute = 2	Features->Action URL->UnMute
	Missed-call = 2	Features->Action URL->Missed Call
	IPChange = 2	Features->Action URL->IP Changed
	IdletoBusy = 2	Features->Action URL->Idle To Busy
	BusytoIdle = 2	Features->Action URL->Busy To Idle
	RejectIncomingCall = 2	Features->Action URL->Reject Incoming Call
	AnswerNewInCall = 2	Features->Action URL->Answer New-In Call
	TransferFailed = 2	Features->Action URL->Transfer Failed
	TransferFinished = 2	Features->Action URL->Transfer Finished
	ForwardIncomingCall = 2	Features->Action URL->Forward Incoming Call

Section Header	Parameters and Default Value	Configuration Items on the Web User Interface
[Features-ActionURL] (not applicable to W52P/W56P IP DECT phones)	UCServer = 2	Features->Action URL->UCServer (only appear when the parameter "action_url.is_ume" is set to 1)
	ReportIP = 2	Features->Action URL->Report IP (only appear when the parameter "action_url.is_ume" is set to 1)
	AutopFinish = 2	Features->Action URL->Autop Finish
	OpenCallWait = 2	Features->Action URL->Open Call Waiting
	CloseCallWait = 2	Features->Action URL->Close Call Waiting
	Headset = 2 (not applicable to CP860 IP phones)	Features->Action URL->Headset
	Handfree = 2 (not applicable to CP860 IP phones)	Features->Action URL->Handfree
	CancelCallOut = 2	Features->Action URL->Cancel Call Out
	RemoteBusy = 2	Features->Action URL->Remote Busy
	CallRemoteCanceled = 2	Features->Action URL->Call Remote Canceled
[Features-Bluetooth]	bluetooth-active = 0 (only applicable to SIP-T58V/T58A/T56A/SIP VP-T49G/SIP-T48G/T48S/T46G/T46S/T29G IP phones)	Features->Bluetooth->Bluetooth Active
[Features-PowerLED] (not applicable to CP860 IP phones)	common-power-light-on = 0	Features->Power LED->Common Power Light On
	ring-power-light-flash = 0	Features->Power LED->Ringing Power Light Flash
	mail-power-light-flash = 0	Features->Power LED->Voice/Text Mail Power Light Flash
	miss-call-light-flash = 0	Features->Power LED->Miss Call Power Light Flash

Section Header	Parameters and Default Value	Configuration Items on the Web User Interface
[Features-PowerLED] (not applicable to CP860 IP phones)	(only applicable to W52P/W56P IP DECT phones)	
	mute-power-light-flash = 0 (not applicable to W52P/W56P IP DECT phones)	Features->Power LED->Mute Power Light Flash
	hold-power-light-flash = 0 (not applicable to W52P/W56P IP DECT phones)	Features->Power LED->Hold/Held Power Light Flash
	talk-power-light-flash = 0 (not applicable to W52P/W56P IP DECT phones)	Features->Power LED->Talk/Dial Power Light On
	misscall-power-light-flash = 0 (not applicable to SIP-T58V/T58A/T56A/SIP VP-T49G/CP860/W52P/W56P IP phones)	Features->Power LED->MissCall Power Light Flash
[Features-Notification] (not applicable to W52P/W56P IP DECT phones)	Display-Voice-Mail-Popup = 0	Features->Notification Popups->Display Voice Mail Popup
	Display-Missed-Call-Popup = 0	Features->Notification Popups->Display Missed Call Popup
	Display-Forward-Call-Popup = 0	Features->Notification Popups->Display Forward Call Popup
	Display-Text-Message-Popup = 0 (not applicable to SIP-T58V/T58A/T56A IP phones)	Features->Notification Popups->Display Text Message Popup

Section Header	Parameters and Default Value	Configuration Items on the Web User Interface
[Features-Doorphone] (only applicable to SIP-T58V/T58A/T56A IP phones)	switch_list = 0	Features->Door Phone->Door Phone List
	display_name = 0	Features->Door Phone->Display Name
	phone_number = 0	Features->Door Phone->Phone Number
	unlock_pin = 0	Features->Door Phone->Unlock PIN
	full_screen = 0	Features->Door Phone->Full Screen
	send_audio = 0	Features->Door Phone->Send Audio
	send_video = 0 (not applicable to SIP-T56A IP phones)	Features->Door Phone->Send Video
[Settings]	settings-preference = 0	Settings->Preference (the whole page)
	settings-datetime = 0	Settings->Time & Date (the whole page)
	settings-calldisplay = 0	Settings->Call Display (the whole page)
	settings-upgrade = 0	Settings->Upgrade (the whole page)
	settings-autop = 2 (0 for SIP VP-T49G/CP860/W52P/W56P IP phones)	Settings->Auto Provision (the whole page)
	settings-config = 0	Settings->Configuration (the whole page)
	settings-dialplan = 2 (0 for SIP VP-T49G/CP860/W52P/W56P IP phones)	Settings->Dial Plan (the whole page)
	settings-voice = 2 (0 for SIP VP-T49G/CP860/W52P/W56P IP phones)	Settings->Voice (the whole page)
	settings-ring = 2 (1 for SIP VP-T49G/CP860 IP)	Settings->Ring (the whole page)

Section Header	Parameters and Default Value	Configuration Items on the Web User Interface
[Settings]	phones; not applicable to W52P/W56P IP DECT phones)	
	settings-tones = 2 (0 for SIP VP-T49G/CP860/W52P/W56P IP phones)	Settings->Tones (the whole page)
	settings-softkey = 2 (not applicable to W52P/W56P IP DECT phones)	Settings->Softkey Layout (the whole page)
	settings-tr069 = 2	Settings->TR069 (the whole page)
	settings-voicemonitoring = 2 (0 for SIP VP-T49G/CP860 IP phones; not applicable to W52P/W56P IP DECT phones)	Settings->Voice Monitoring (the whole page)
	settings-sip = 2 (0 for SIP VP-T49G/CP860 and 1 for W56P IP phones)	Settings->SIP (the whole page)
	settings-powersaving = 0 (only applicable to SIP-T58V/T58A/T56A/SIP VP-T49G/SIP-T48G/T48S/T46G/T46S/T29G IP phones)	Settings->Power Saving (the whole page)
	settings-camera = 0 (only applicable to SIP VP-T49G IP phones)	Settings->Camera (the whole page)

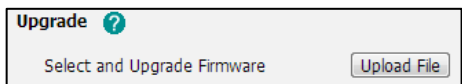
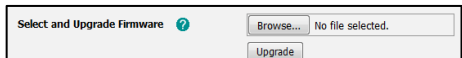
Section Header	Parameters and Default Value	Configuration Items on the Web User Interface
	settings-video = 0 (only applicable to SIP-T58V/T58A/SIP VP-T49G IP phones)	Settings->Video (the whole page)
[Settings-Preference]	web-language = 0	SIP-T58V/T58A/T56A/SIP VP-T49G/CP860: Settings->Preference->Language SIP-T48G/T48S/T46G/T46S/T42G/T42S/T41P/T41S/T40P/T29G/T27P/T27G/T23P/T23G/T21(P) E2/T19(P) E2/W52P/W56P: 
	live-dialpad = 0 (not applicable to W52P/W56P IP DECT phones)	Settings->Preference->Live Dialpad
	inter-digit-time = 0 (not applicable to W52P/W56P IP DECT phones)	Settings->Preference->Inter Digit Time(1~14s)
	transparency = 0 (only applicable to SIP-T48G/S IP phones)	Settings->Preference->Transparency
	UnusedBackLight = 0 (only applicable to SIP VP-T49G/SIP-T48G/T48S/T46G/T46S/T29G IP phones)	Settings->Preference->Backlight Inactive Level (Unused BackLight)
	backlight = 0 (only applicable to SIP-T58V/T58A/T56A/SIP VP-T49G/SIP-T48G/T48S/T46G/T46S/T29G/T27P/T27G IP phones)	Settings->Preference->Backlight Active Level (Active Backlight Level)
	BacklightTime = 0	Settings->Preference->Backlight

Section Header	Parameters and Default Value	Configuration Items on the Web User Interface
[Settings-Preference]	(not applicable to SIP-T19(P) E2 and W52P/W56P IP phones)	Time(seconds)
	contrast_ctrl = 0 (only applicable to CP860/SIP-T40P/T40G/T27P/T27G/T23P/T23G/T21(P) E2/T19(P) E2 IP phones)	Settings->Preference->Contrast
	watchdog = 2	Settings->Preference->Watch Dog
	ring_type_setting = 0 (not applicable to W52P/W56P IP DECT phones)	Settings->Preference->Ring Type Settings->Preference->Upload Ringtone
	Wallpaper = 0 (only applicable to SIP-T58V/T58A/T56A/SIP VP-T49G/SIP-T48G/T48S/T46G/T46S/T29G IP phones)	SIP-T58V/T58A/T56A/SIP VP-T49G: Settings->Preference->Wallpaper Settings->Preference->Upload Wallpaper SIP-T48G/T48S: Settings->Preference->Wallpaper Settings->Preference->Upload Wallpaper(480*272) Settings->Preference->Wallpaper with DSSkey unfold T46G/T46S/T29G: Settings->Preference->Wallpaper Settings->Preference->Upload Wallpaper(480*272)
	ExpWallpaper = 0 (only applicable to SIP-T58V/T58A/T56A IP phones)	Settings->Preference->Wallpaper for Expansion Modules
	screen-saver-wait-time = 0 (only applicable to SIP VP-T49G IP phones)	Settings->Preference->Screensaver Wait Time


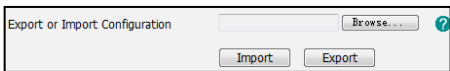
Section Header	Parameters and Default Value	Configuration Items on the Web User Interface
	screen-saver-type = 0 (only applicable to SIP VP-T49G IP phones)	Settings->Preference->Screensaver Type Settings->Preference->Screensaver
	ScreenSaver = 0 (only applicable to SIP-T48G/T48S/T46G/T46S/T29G IP phones)	Settings->Preference-> 
	ScreenSaverUpload = 0 (only applicable to SIP-T48G/T48S/T46G/T46S/T29G IP phones)	Settings->Preference->Upload Screensaver (only appear when the parameter "screensaver.type" is set to 1.)
[Time&Date]	DHCP-Time = 0	Settings->Time & Date->DHCP Time
	manual-time = 0	Settings->Time & Date->Manual Time
	time_zone = 0	Settings->Time & Date->Time Zone
	daylight-time = 0	Settings->Time & Date->Daylight Saving Time
	location = 0	Settings->Time & Date->Location
	time_type = 0	Settings->Time & Date->Fixed Type
	daylight_date = 0	Settings->Time & Date->Start Date Settings->Time & Date->End Date
	offset = 0	Settings->Time & Date->Offset(minutes)
	NTP_priority = 0	Settings->Time & Date->NTP by DHCP Priority
	prim_server = 0	SIP-T48G/T48S/T46G/T46S/T42G/T42S/T41P/T41S/T40P/T40G/T29G/T27P/T27G/T23P/T23G/T21(P) E2/T19(P) E2/CP860/W56P: Settings->Time & Date->Primary Server SIP-T58V/T58A/T56A/SIP VP-T49G: Settings->Time & Date->Primary NTP Server
	sec_server = 0	SIP-T48G/T48S/T46G/T46S/T42G/T42S/T41P/T41S/T40P/T40G/T29G/T27P/T27G/T23P/T23G/T21(P) E2/T19(P) E2/CP860/W56P:

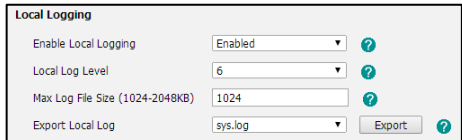
Section Header	Parameters and Default Value	Configuration Items on the Web User Interface
[Time&Date]		Settings->Time & Date->Secondary Server SIP-T58V/T58A/T56A/SIP VP-T49G: Settings->Time & Date->Secondary NTP Server
	update_interval = 0	SIP-T48G/T48S/T46G/T46S/T42G/T42S/T41P/T41S/T40P/T40G/T29G/T27P/T27G/T23P/T23G/T21(P) E2/T19(P) E2: Settings->Time & Date-> Update Interval (15~86400s) SIP-T58V/T58A/T56A/SIP VP-T49G/CP860/W56P: Settings->Time & Date->Synchronism(15~86400s)
	manual-time-settings = 0	Settings->Time & Date->Manual Time <div> Date Year 2015 Month 10 Day 10 Time Hour 10 Minute 53 Second 11 </div>
	time_format_setting = 0	Settings->Time & Date->Time Format
	date_format_setting = 0	Settings->Time & Date->Date Format
[Settings-CallDisplay]	Display-Contact-Photo = 0 (only applicable to SIP VP-T49G/SIP-T48G/T48S/T46G/T46S/T29G IP phones)	Settings->Call Display->Display Contact Photo
	Incoming-Call-Ringer-Animation = 0	Settings->Call Display->Display Called Party Information
	Call-Display-Method = 0	Settings->Call Display->Call Information Display Method
[Settings-Upgrade]	version_info = 0	Settings->Upgrade->Version <div> Version Firmware Version 28.71.0.60 Hardware Version 28.1.0.128.0.0.0 </div>

Section Header	Parameters and Default Value	Configuration Items on the Web User Interface
[Settings-Upgrade]	reset_to_factory = 2 (1 for SIP VP-T49G/CP860/W52P/W56P IP phones)	SIP-T58V/SIP VP-T49G/CP860/W56P: Settings->Upgrade->Reset to Factory Setting SIP-T48G/T48S/T46G/T46S/T42G/T42S/T41P/T41S/T40P/T40G/T29G/T27P/T27G/T23P/T23G/T21(P) E2/T19(P) E2: Settings->Upgrade->Reset to factory
	reset_built_in_sdcard = 0 (only applicable to SIP-T58V IP phones)	Settings->Upgrade->Reset built-in SD card
	reset = 0 (2 for SIP VP-T49G/CP860 IP phones)	Settings->Upgrade->Reset
	reset_local_settings = 0 (not applicable to SIP VP-T49G/CP860/IP phones)	Settings->Upgrade->Reset local settings (only appear when the parameter "static.auto_provision.custom.protect" is set to 1.)
	reset_nonstatic_settings = 0 (not applicable to SIP VP-T49G/CP860 IP phones)	Settings->Upgrade->Reset non-static settings (only appear when the parameter "static.auto_provision.custom.protect" is set to 1.)
	reset_static_settings = 2 (not applicable to SIP VP-T49G/CP860 IP phones)	Settings->Upgrade->Reset static settings (only appear when the parameter "static.auto_provision.custom.protect" is set to 1.)
	reset_userdata = 0 (not applicable to SIP VP-T49G/CP860 IP phones)	Settings->Upgrade->Reset userdata & local config (only appear when the parameter "static.auto_provision.custom.protect" is set to 1.)

Section Header	Parameters and Default Value	Configuration Items on the Web User Interface
[Settings-Upgrade]		to 1.)
	reset_local_config = 0 (only applicable to SIP VP-T49G/CP860 IP phones)	Settings->Upgrade->Reset Local Configuration (only appear when the parameter "auto_provision.custom.protect" is set to 1.)
	reboot_device = 0	Settings->Upgrade->Reboot
	upgrade_firmware = 0 (1 for SIP VP-T49G/CP860/W52P/W56P IP phones)	SIP-T58V/T58A/T56A/SIP VP-T49G/CP860/W56P: Settings->Upgrade->Upgrade  SIP-T48G/T48S/T46G/T46S/T42G/T42S/T41P/T41S/T40P/T40G/T29G/T27P/T27G/T23P/T23G/T21(P) E2/T19(P) E2: Settings->Upgrade->Select and Upgrade Firmware 
	upgrade_handset_firmware = 1 (only applicable to W52P/W56P IP DECT phones)	Settings->Upgrade->Select and Upgrade Handset Firmware
[Settings-AutoProvision]	pnip-active = 2	Settings->Auto Provision->PNP Active
	dhcp-active = 2	Settings->Auto Provision->DHCP Active
	custom-option = 2	Settings->Auto Provision->Custom Option(128~254)
	DHCP-Option-Value = 2	Settings->Auto Provision->DHCP Option Value
	server-URL = 2	Settings->Auto Provision->Server URL
	account = 2	Settings->Auto Provision->User Name
	password = 2	Settings->Auto Provision->Password
	attempt-expired-time = 2	Settings->Auto Provision->Attempt Expired Time(s)
	common-AES-key = 2	Settings->Auto Provision->Common AES



Section Header	Parameters and Default Value	Configuration Items on the Web User Interface
Settings-AutoProvision]		Key
	MAC-Oriented-AES-key = 2	Settings->Auto Provision->MAC-Oriented AES Key
	zero_active = 2 (not applicable to W52P/W56P IP DECT phones)	Settings->Auto Provision->Zero Active
	wait_time = 2 (not applicable to W52P/W56P IP DECT phones)	Settings->Auto Provision->Wait Time(1~100s)
	poweron-active = 2	Settings->Auto Provision->Power On
	repeatedly-active = 2	Settings->Auto Provision->Repeatedly
	repeat-interval = 2	Settings->Auto Provision->Interval(Minutes)
	weekly-active = 2	Settings->Auto Provision->Weekly
	weekly-upgrade-interval = 2 (not applicable to SIP-T58V/T58A/T56A/SIP VP-T49G/CP860 IP phones)	Settings->Auto Provision->Weekly Upgrade Interval(0~12week)
	inactivity-time-expire = 2 (not applicable to SIP-T58V/T58A/T56A/SIP VP-T49G/CP860 IP phones)	Settings->Auto Provision->Inactivity Time Expire(0~120min)
	autop-time = 2	Settings->Auto Provision->Time
	day-of-week = 2	Settings->Auto Provision->Day of Week <div> <div>Day of Week</div> <div> <input checked="" type="checkbox"/> Sunday <input checked="" type="checkbox"/> Monday <input checked="" type="checkbox"/> Tuesday <input checked="" type="checkbox"/> Wednesday <input checked="" type="checkbox"/> Thursday <input checked="" type="checkbox"/> Friday <input checked="" type="checkbox"/> Saturday </div> </div>

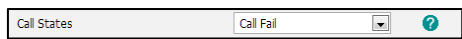
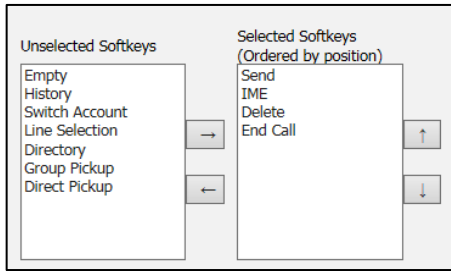
Section Header	Parameters and Default Value	Configuration Items on the Web User Interface
[Settings-AutoProvision]	flexible-switch = 2 (not applicable to SIP VP-T49G/CP860 IP phones)	Settings->Auto Provision->Flexible Auto Provision
	flexible-interval = 2 (not applicable to SIP VP-T49G/CP860 IP phones)	Settings->Auto Provision->Flexible Interval Days
	flexible-autotime = 2 (not applicable to SIP VP-T49G/CP860 IP phones)	Settings->Auto Provision->Flexible Time
	btn-autop-now = 2	Settings->Auto Provision-> 
[Settings-Config]	opt-configfile = 0 (1 for SIP VP-T49G/CP860 IP phones)	Settings->Configuration->Export or Import Configuration 
	opt-factory-configfile = 0 (2 for SIP VP-T49G/CP860 IP phones)	Settings->Configuration->Import Factory Configuration (for SIP VP-T49G/CP860/W56P: only appear when the parameter "features.custom_factory_config.enable" is set to 1; for other IP phones: only appear when the parameter "static.features.custom_factory_config.enable" is set to 1)
	export-cfg-config-file = 0 (2 for SIP VP-T49G/CP860 IP phones)	Settings->Configuration->Export CFG Configuration File
	import-cfg-config-file = 0 (2 for SIP VP-T49G/CP860 IP phones)	Settings->Configuration->Import CFG Configuration File

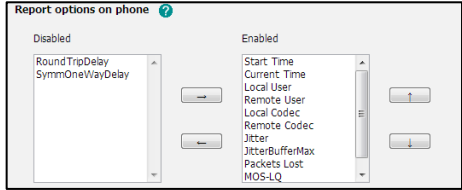
Section Header	Parameters and Default Value	Configuration Items on the Web User Interface
[Settings-Config]	<p>pcap_trace = 0 (1 for SIP VP-T49G/CP860 IP phones)</p>	<p>Settings->Configuration->Pcap Feature</p> <p>Settings->Configuration->Packet Capture Count (only applicable to SIP-T58V/T58A/T56A/SIP VP-T49G IP phones)</p> <p>Settings->Configuration->Packet Capture Clip Bytes (only applicable to SIP-T58V/T58A/T56A/SIP VP-T49G IP phones)</p> <p>Settings->Configuration->Pcap Filter Type (only applicable to SIP-T58V/T58A/T56A/SIP VP-T49G IP phones)</p> <p>Settings->Configuration->Packet Filter String (only applicable to SIP-T58V/T58A/T56A/SIP VP-T49G IP phones)</p>
	<p>syslog = 1 (only applicable to SIP-T58V/T58A/T56A/SIP VP-T49G/CP860 IP phones)</p>	Settings->Configuration->Export System Log
	<p>SystemLogLevel = 2 (only applicable to SIP-T58V/T58A/T56A/SIP VP-T49G/CP860 IP phones)</p>	Settings->Configuration->System Log Level
	<p>Local_Logging = 0 (not applicable to SIP-T58V/T58A/T56A/SIP VP-T49G/CP860 IP phones)</p>	<p>Settings->Configuration->Local Logging</p> 
	<p>Local_Log_Switch = 0 (not applicable to SIP-T58V/T58A/T56A/SIP VP-T49G/CP860 IP phones)</p>	Settings->Configuration->Local Logging->Enable Local Logging
	<p>Local_Log_Level = 0</p>	Settings->Configuration->Local

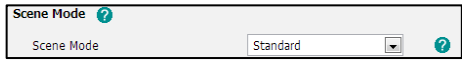
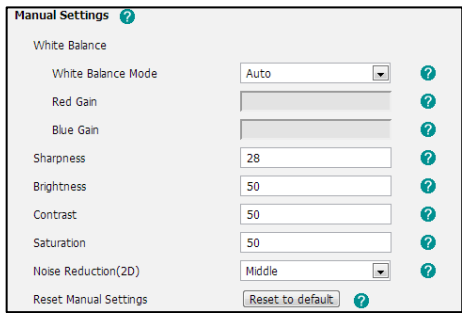
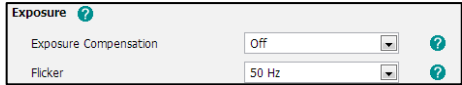
Section Header	Parameters and Default Value	Configuration Items on the Web User Interface
[Settings-Config]	(not applicable to SIP-T58V/T58A/T56A/SIP VP-T49G/CP860 IP phones)	Logging->Local Log Level
	Local_Log_Max_File_Size = 0 (not applicable to SIP-T58V/T58A/T56A/SIP VP-T49G/CP860 IP phones)	Settings->Configuration->Local Logging->Max Log File Size (1024-2048KB)
	Local_Log_Export = 0 (not applicable to SIP-T58V/T58A/T56A/SIP VP-T49G/CP860 IP phones)	Settings->Configuration->Local Logging->Export Local Log
	Syslog_Switch = 2 (not applicable to SIP-T58V/T58A/T56A/SIP VP-T49G/CP860 IP phones)	Settings->Configuration->Syslog->Enable Syslog Feature
	Syslog_Server = 2 (not applicable to SIP-T58V/T58A/T56A/SIP VP-T49G/CP860 IP phones)	Settings->Configuration->Syslog->Syslog Server Settings->Configuration->Syslog->Syslog Server->Port
	Syslog_Transport_Type = 2 (not applicable to SIP-T58V/T58A/T56A/SIP VP-T49G/CP860 IP phones)	Settings->Configuration->Syslog->Transport Type
	Syslog_Level = 2 (not applicable to SIP-T58V/T58A/T56A/SIP VP-T49G/CP860 IP phones)	Settings->Configuration->Syslog->Syslog Level
	Syslog_Facility = 2	Settings->Configuration->Syslog->Syslog

Section Header	Parameters and Default Value	Configuration Items on the Web User Interface
[Settings-Config]	(not applicable to SIP-T58V/T58A/T56A/SIP VP-T49G/CP860 IP phones)	Facility
	Syslog_Prepended_Mac = 2 (not applicable to SIP-T58V/T58A/T56A/SIP VP-T49G/CP860 IP phones)	Settings->Configuration->Syslog->Prepend MAC in Syslog
	ExportAllDiagnosticFiles = 2 (not applicable to SIP-T58V/T58A/T56A/SIP VP-T49G/CP860 IP phones)	Settings->Configuration->Export All Diagnostic Files
[Settings-DialPlan]	replace-rule = 0	Settings->Dial Plan->Replace Rule (the whole page)
	dial-now = 0	Settings->Dial Plan->Dial Now (the whole page)
	area-code = 0	Settings->Dial Plan->Area Code (the whole page)
	block-out = 0	Settings->Dial Plan->Block Out (the whole page)
	replace-rule-control = 0	Settings->Dial Plan->Replace Rule->Prefix Settings->Dial Plan->Replace Rule->Replace Settings->Dial Plan->Replace Rule->Account (not applicable to SIP-T19(P) E2/CP860 IP phones)
	dial-now-control = 0	Settings->Dial Plan->Dial Now->Rule Settings->Dial Plan->Dial Now->Account (not applicable to SIP-T19(P) E2/CP860 IP phones)
	area-code-control = 0	Settings->Dial Plan->Area Code->Code Settings->Dial Plan->Area Code->Min

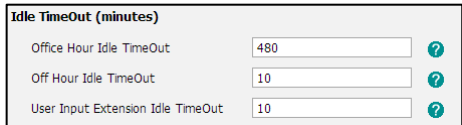
Section Header	Parameters and Default Value	Configuration Items on the Web User Interface
[Settings-DialPlan]		Length (1-15) Settings->Dial Plan->Area Code->Max Length (1-15) Settings->Dial Plan->Area Code->Account (not applicable to SIP-T19(P) E2/CP860 IP phones)
	block-out-control = 0	Settings->Dial Plan->Block Out->BlockOut NumberX(X=1,2,...,10) Settings->Dial Plan->Block Out->Account (not applicable to SIP-T19(P) E2/CP860 IP phones)
[Settings-Voice]	echo-cancellation = 2 (0 for SIP VP-T49G/CP860/W52P/W56P IP phones)	Settings->Voice->Echo Cancellation 
	jitter-buffer = 2 (0 for SIP VP-T49G/CP860/W52P/W56P IP phones)	Settings->Voice->JITTER BUFFER 
[Settings-Ring] (not applicable to W52P/W56P IP DECT phones)	personal-ring = 2 (1 for SIP VP-T49G/CP860 IP phones)	Settings->Ring->Internal Ringer Text Settings->Ring->Internal Ringer File
[Settings-Tones]	tone-items = 2 (0 for SIP VP-T49G/CP860/W52P/W56P IP phones)	Settings->Tones->Select Country Settings->Tones->Dial Settings->Tones->Secondary Dial (not applicable to SIP VP-T49G/CP860/W56P/W52P IP phones) Settings->Tones->Ring Back Settings->Tones->Busy Settings->Tones->Congestion (not applicable to W56P/W52P IP DECT phones) Settings->Tones->Call Waiting Settings->Tones->Dial Recall (not

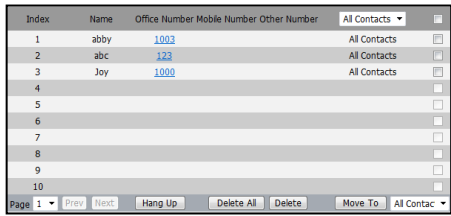
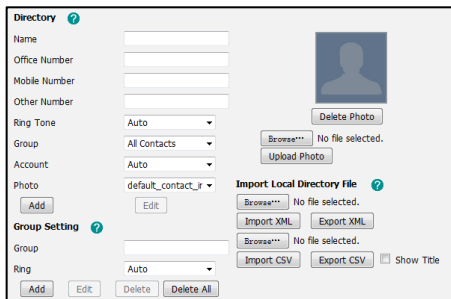
Section Header	Parameters and Default Value	Configuration Items on the Web User Interface
[Settings-Tones]		<p>applicable to W56P/W52P IP DECT phones)</p> <p>Settings->Tones->Info (not applicable to W56P/W52P IP DECT phones)</p> <p>Settings->Tones->Stutter (not applicable to W56P/W52P IP DECT phones)</p> <p>Settings->Tones->Message (not applicable to SIP-T58V/T58A/T56A/W56P/W52P IP phones)</p> <p>Settings->Tones->Auto Answer (not applicable to W52P/W56P IP DECT phones)</p>
	tone-country = 2 (not applicable to SIP-T58V/T58A/T56A/SIP VP-T49G/CP860 IP phones)	Settings->Tones->Select Country
[Softkey] (not applicable to W52P/W56P IP DECT phones)	Custom_SoftKey = 2	Settings->Softkey Layout->Custom Softkey
	SoftKey_Type = 2	Settings->Softkey Layout->Call States 
	SoftKey_Select = 2	Settings->Softkey Layout-> 
[TR069]	head = 2	Settings->TR069-> TR069 ?
	EnableTR069 = 2	Settings->TR069->Enable TR069
	ACSUsername = 2	Settings->TR069->ACS Username
	ACSPassword = 2	Settings->TR069->ACS Password
	ACSURL = 2	Settings->TR069->ACS URL
	EnablePeriodicInform = 2	Settings->TR069->Enable Periodic Inform
	PeriodicInformInterval = 2	Settings->TR069->Periodic Inform Interval (seconds)

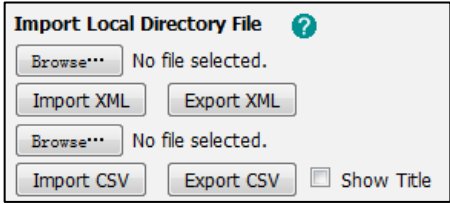



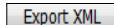
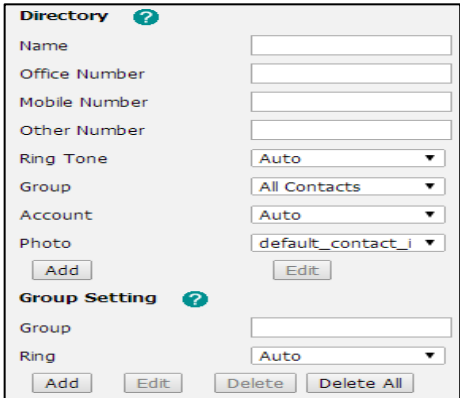
Section Header	Parameters and Default Value	Configuration Items on the Web User Interface
[Settings-Voice Monitoring]	RequestUsername = 2	Settings->TR069->Connection Request Username
	RequestPassword = 2	Settings->TR069->Connection Request Password
	RTCP-Session-Report = 2	Settings->Voice Monitoring->VQ RTCP-XR Session Report
	RTCP-Interval-Report = 2	Settings->Voice Monitoring->VQ RTCP-XR Interval Report
	RTCP-Interval-Period = 2	Settings->Voice Monitoring->Period for Interval Report
	RTCP-Warning-Moslq = 2	Settings->Voice Monitoring->Warning threshold for Moslq
	RTCP-Critical-Moslq = 2	Settings->Voice Monitoring->Critical threshold for Moslq
	RTCP-Warning-Delay = 2	Settings->Voice Monitoring->Warning threshold for Delay
	RTCP-Critical-Delay = 2	Settings->Voice Monitoring->Critical threshold for Delay
	Display-VQReport-On-Web = 2	Settings->Voice Monitoring->Display Report options on Web
	Display-VQReport-On-UI = 2	Settings->Voice Monitoring->Display Report options on phone
	Voice-RTCP-XR-Report = 2 (not applicable to SIP-T58V/T58A/T56A/SIP VP-T49G/CP860 IP phones)	Settings->Voice Monitoring->Voice RTCP-XR Report
	RTCP-Report-Options = 2	Settings->Voice Monitoring->Report options on phone
		

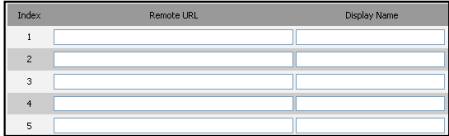
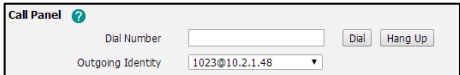

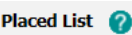
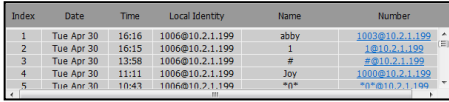
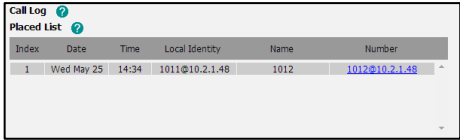
Section Header	Parameters and Default Value	Configuration Items on the Web User Interface
[Settings-SIP]	sip-session-timer = 2	Settings->SIP->SIP Session Timer T1 (0.5~10s) Settings->SIP->SIP Session Timer T2 (2~40s) Settings->SIP->SIP Session Timer T4 (2.5~60s)
	local-SIP-port = 2	Settings->SIP->Local SIP Port
	TLS-SIP-Port = 2	Settings->SIP->TLS SIP Port
[Settings-Camera] (only applicable to SIP VP-T49G IP phones)	scene-mode = 2	Settings->Camera->Scene Mode 
	manual-settings = 2	Settings->Camera->Manual Settings (only appear when the parameter "camera.scene_mode" is set to 0) 
	exposure = 2	Settings->Camera->Exposure 
	status-bar-icon = 2	Settings->Camera->Camera Icon on Status Bar
[Settings-Video] (only applicable to SIP-T58V/T58A/SIP VP-T49G IP phones)	video-active = 0	Settings->Video->Video Active
	auto-start-video = 0 (not applicable to SIP-T58V/T58A IP phones)	Settings->Video->Auto Start Video
	auto-answer-video-mute = 0 (not applicable to SIP-T58V/T58A IP phones)	Settings->Video->Auto Answer Video Mute

Section Header	Parameters and Default Value	Configuration Items on the Web User Interface
[Settings-Video] (only applicable to SIP-T58V/T58A/SIP VP-T49G IP phones)	SIP-T58V/T58A IP phones)	
	uplink-bandwidth = 2 (not applicable to SIP-T58V/T58A IP phones)	Settings->Video->Uplink Bandwidth
	downlink-bandwidth = 2 (not applicable to SIP-T58V/T58A IP phones)	Settings->Video->Downlink Bandwidth
[Settings-Power Saving] (only applicable to SIP-T58V/T58A/T56A/SIP VP-T49G/SIP-T48G/T48S/T46G/T46S/T29G IP phones)	enable = 2 (not applicable to SIP VP-T49G IP phones)	Settings->Power Saving->Power Saving
	office_hour = 0 (2 for SIP VP-T49G IP phones)	Settings->Power Saving->Office Hour <div><div>Office Hour ?</div><div><div>Monday</div><div>07 -- 19</div></div><div><div>Tuesday</div><div>07 -- 19</div></div><div><div>Wednesday</div><div>07 -- 19</div></div><div><div>Thursday</div><div>07 -- 19</div></div><div><div>Friday</div><div>07 -- 19</div></div><div><div>Saturday</div><div>07 -- 07</div></div><div><div>Sunday</div><div>07 -- 07</div></div></div>
	office_Monday = 0 (2 for SIP VP-T49G IP phones)	Settings->Power Saving->Monday
	office_Tuesday = 0 (2 for SIP VP-T49G IP phones)	Settings->Power Saving->Tuesday
	office_Wednesday = 0 (2 for SIP VP-T49G IP phones)	Settings->Power Saving->Wednesday
	office_Thursday = 0 (2 for SIP VP-T49G IP phones)	Settings->Power Saving->Thursday
	office_Friday = 0 (2 for SIP VP-T49G IP phones)	Settings->Power Saving->Friday

Section Header	Parameters and Default Value	Configuration Items on the Web User Interface
[Settings-PowerSaving] (only applicable to SIP-T58V/T58A/T56A/SIP VP-T49G/SIP-T48G/T48S/T46G/T46S/T29G IP phones)	phones)	
	office_Saturday = 0 (2 for SIP VP-T49G IP phones)	Settings->Power Saving->Saturday
	office_Sunday = 0 (2 for SIP VP-T49G IP phones)	Settings->Power Saving->Sunday
	idle_timeout = 0 (2 for SIP VP-T49G IP phones)	Settings->Power Saving->Idle TimeOut (minutes) 
	office_timeout = 0 (2 for SIP VP-T49G IP phones)	Settings->Power Saving->Office Hour Idle TimeOut
	off_timeout = 0 (2 for SIP VP-T49G IP phones)	Settings->Power Saving->Off Hour Idle TimeOut
	user_input_ext_timeout = 0 (2 for SIP VP-T49G IP phones)	Settings->Power Saving->User Input Extension Idle TimeOut
[Contacts]	contacts-basic = 0	Directory->Local Directory (the whole page)
	contacts-remote = 1 (0 for SIP VP-T49G/CP860 IP phones)	Directory->Remote Phone Book (the whole page)
	contacts-callinfo = 0 (not applicable to W52P/W56P IP DECT phones)	Directory->Phone Call Info (the whole page)
	contacts-LDAP = 1 (0 for SIP	Directory->LDAP (the whole page)

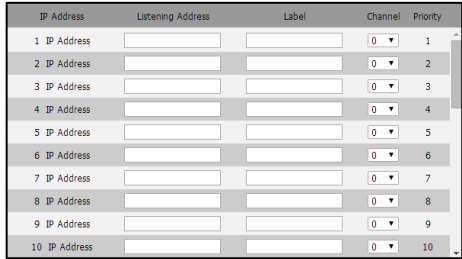
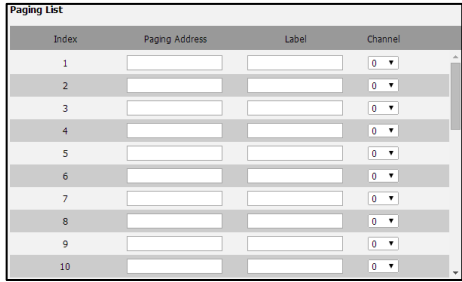
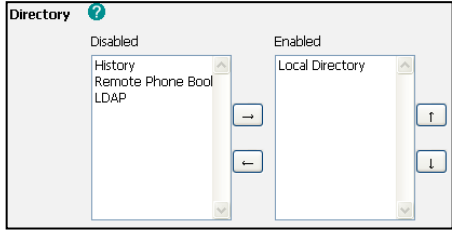
Section Header	Parameters and Default Value	Configuration Items on the Web User Interface
	VP-T49G/CP860/W52P/W56P IP phones; not applicable to SIP-T19(P) E2 IP phones)	
	contacts-multicastIP = 1 (0 for SIP VP-T49G/CP860 IP phones)	Directory->Multicast IP (the whole page)
	contacts-favorite = 0	Directory->Setting (the whole page)
[Contacts-Basic] (only applicable to W56P IP DECT phones)	download-contacts = 0	Directory->Local Directory->File Template Download
	importcontacts = 0	Directory->Local Directory->Import Contacts
	export-contacts = 0	Directory->Local Directory->Export Contacts
[LocalPhoneBook] (not applicable to W56P IP DECT phones)	contact-list = 0 (not applicable to W52P/W56P IP DECT phones)	Directory->Local Directory 
	all-contacts-control = 0 (not applicable to W52P/W56P IP DECT phones)	Directory->Local Directory 
	import-export-contacts = 0 (1 for SIP VP-T49G/CP860/	Directory->Local Directory->Import Local Directory File

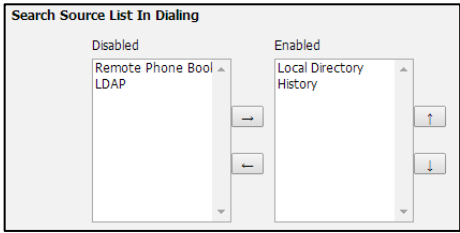
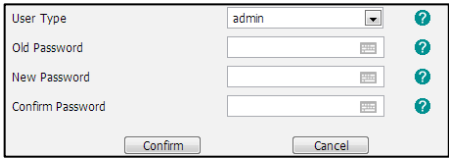
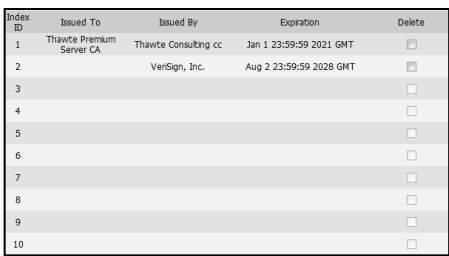

Section Header	Parameters and Default Value	Configuration Items on the Web User Interface
[LocalPhoneBook] (not applicable to W56P IP DECT phones)	W52P/W56P IP phones)	
	btnImportCSV = 0 (1 for SIP VP-T49G/CP860/W52P/W56P IP phones)	Directory->Local Directory-> 
	btnExportCSV = 0 (1 for SIP VP-T49G/CP860/W52P/W56P IP phones)	Directory->Local Directory-> 
	btnImportXML = 0 (1 for SIP VP-T49G/CP860/W52P/W56P IP phones)	Directory->Local Directory-> 
	btnExportXML = 0 (1 for SIP VP-T49G/CP860/W52P/W56P IP phones)	Directory->Local Directory-> 
	opt-contacts = 0 (not applicable to W52P/W56P IP DECT phones)	Directory->Local Directory-> 
	remote-phonebook-li	Directory->Remote Phone Book->





Section Header	Parameters and Default Value	Configuration Items on the Web User Interface
[Contacts-Remote]	st = 1 (0 for SIP VP-T49G/CP860/ W52P/W56P IP phones)	
	SRemoteNameEnable = 1 (0 for SIP VP-T49G/CP860/ W52P/W56P IP phones)	Directory->Remote Phone Book->Incoming/Outgoing Call Lookup
	SRemoteNameFlashTime = 1 (0 for SIP VP-T49G/CP860/ W52P/W56P IP phones)	Directory->Remote Phone Book->Update Time Interval(Seconds)
[PhoneCallInfo] (not applicable to W52P/W56P IP DECT phones)	call-control = 0	Directory->Phone Call Info->Call Panel 
	dialed-list-title = 0 (only applicable to SIP-T58V/SIP VP-T49G/CP860 IP phones)	Directory->Phone Call Info->  Directory->Phone Call Info-> 
	dialed-list-content = 0 (only applicable to SIP-T58V/T58A/T56A/ SIP VP-T49G/CP860 IP phones)	Directory->Phone Call Info->Placed List 
	dialed-list = 0 (not applicable to SIP-T58V/T58A/T56A/ SIP VP-T49G/CP860 IP phones)	Directory->Phone Call Info-> 

Section Header	Parameters and Default Value	Configuration Items on the Web User Interface																																			
[PhoneCallInfo] (not applicable to W52P/W56P IP DECT phones)	missed-list-title = 0 (only applicable to SIP-T58V/T58A/T56A/ SIP VP-T49G/CP860 IP phones)	Directory->Phone Call Info-> Missed List ?																																			
	missed-list-content = 0 (only applicable to SIP-T58V/T58A/T56A/ SIP VP-T49G/CP860 IP phones)	Directory->Phone Call Info->Missed List <table><tr><th>Index</th><th>Date</th><th>Time</th><th>Local Identity</th><th>Name</th><th>Number</th></tr><tr><td>1</td><td>Fri Apr 26</td><td>17:07</td><td>1006@10.2.1.199</td><td>3606</td><td>3606@10.2.1.199</td></tr><tr><td>2</td><td>Fri Apr 26</td><td>15:42</td><td>1006@10.2.1.199</td><td>3606</td><td>3606@10.2.1.199</td></tr><tr><td>3</td><td>Fri Apr 26</td><td>14:29</td><td>1006@10.2.1.199</td><td>Joy</td><td>1006@10.2.1.199</td></tr><tr><td>4</td><td>Fri Apr 26</td><td>14:06</td><td>1006@10.2.1.199</td><td>Joy</td><td>1006@10.2.1.199</td></tr></table>	Index	Date	Time	Local Identity	Name	Number	1	Fri Apr 26	17:07	1006@10.2.1.199	3606	3606@10.2.1.199	2	Fri Apr 26	15:42	1006@10.2.1.199	3606	3606@10.2.1.199	3	Fri Apr 26	14:29	1006@10.2.1.199	Joy	1006@10.2.1.199	4	Fri Apr 26	14:06	1006@10.2.1.199	Joy	1006@10.2.1.199					
	Index	Date	Time	Local Identity	Name	Number																															
	1	Fri Apr 26	17:07	1006@10.2.1.199	3606	3606@10.2.1.199																															
	2	Fri Apr 26	15:42	1006@10.2.1.199	3606	3606@10.2.1.199																															
	3	Fri Apr 26	14:29	1006@10.2.1.199	Joy	1006@10.2.1.199																															
	4	Fri Apr 26	14:06	1006@10.2.1.199	Joy	1006@10.2.1.199																															
missed-list = 0 (not applicable to SIP-T58V/T58A/T56A/ SIP VP-T49G/CP860 IP phones)	Directory->Phone Call Info-> Missed List ? <table><tr><th>Index</th><th>Date</th><th>Time</th><th>Local Identity</th><th>Name</th><th>Number</th></tr><tr><td>1</td><td>Wed May 25</td><td>14:35</td><td>1011@10.2.1.48</td><td>1011</td><td>1011@10.2.1.48</td></tr><tr><td>2</td><td>Wed May 25</td><td>14:35</td><td>1011@10.2.1.48</td><td>1011</td><td>1011@10.2.1.48</td></tr></table>	Index	Date	Time	Local Identity	Name	Number	1	Wed May 25	14:35	1011@10.2.1.48	1011	1011@10.2.1.48	2	Wed May 25	14:35	1011@10.2.1.48	1011	1011@10.2.1.48																		
Index	Date	Time	Local Identity	Name	Number																																
1	Wed May 25	14:35	1011@10.2.1.48	1011	1011@10.2.1.48																																
2	Wed May 25	14:35	1011@10.2.1.48	1011	1011@10.2.1.48																																
received-list-title = 0 (only applicable to SIP-T58V/T58A/T56A/ SIP VP-T49G/CP860 IP phones)	Directory->Phone Call Info-> Received List ?																																				
received-list-content = 0 (only applicable to SIP-T58V/T58A/T56A/ SIP VP-T49G/CP860 IP phones)	Directory->Phone Call Info->Received List <table><tr><th>Index</th><th>Date</th><th>Time</th><th>Local Identity</th><th>Name</th><th>Number</th></tr><tr><td>1</td><td>Thu May 02</td><td>09:56</td><td>1006@10.2.1.199</td><td>1007</td><td>1007@10.2.1.199</td></tr><tr><td>2</td><td>Thu May 02</td><td>09:55</td><td>1006@10.2.1.199</td><td>1007</td><td>1007@10.2.1.199</td></tr><tr><td>3</td><td>Thu May 02</td><td>09:50</td><td>1006@10.2.1.199</td><td>1007</td><td>1007@10.2.1.199</td></tr><tr><td>4</td><td>Thu May 02</td><td>09:44</td><td>1006@10.2.1.199</td><td>1007</td><td>1007@10.2.1.199</td></tr><tr><td>5</td><td>Tue Apr 30</td><td>14:08</td><td>1006@10.2.1.199</td><td>hvv</td><td>1006@10.2.1.199</td></tr></table>	Index	Date	Time	Local Identity	Name	Number	1	Thu May 02	09:56	1006@10.2.1.199	1007	1007@10.2.1.199	2	Thu May 02	09:55	1006@10.2.1.199	1007	1007@10.2.1.199	3	Thu May 02	09:50	1006@10.2.1.199	1007	1007@10.2.1.199	4	Thu May 02	09:44	1006@10.2.1.199	1007	1007@10.2.1.199	5	Tue Apr 30	14:08	1006@10.2.1.199	hvv	1006@10.2.1.199
Index	Date	Time	Local Identity	Name	Number																																
1	Thu May 02	09:56	1006@10.2.1.199	1007	1007@10.2.1.199																																
2	Thu May 02	09:55	1006@10.2.1.199	1007	1007@10.2.1.199																																
3	Thu May 02	09:50	1006@10.2.1.199	1007	1007@10.2.1.199																																
4	Thu May 02	09:44	1006@10.2.1.199	1007	1007@10.2.1.199																																
5	Tue Apr 30	14:08	1006@10.2.1.199	hvv	1006@10.2.1.199																																
received-list = 0 (not applicable to SIP-T58V/T58A/T56A/ SIP VP-T49G/CP860 IP phones)	Directory->Phone Call Info-> Received List ? <table><tr><th>Index</th><th>Date</th><th>Time</th><th>Local Identity</th><th>Name</th><th>Number</th></tr><tr><td>1</td><td>Wed May 25</td><td>14:36</td><td>SIP Phone@127.0.0.1</td><td>10.2.20.18</td><td>10.2.20.18@10.2.20.18</td></tr></table>	Index	Date	Time	Local Identity	Name	Number	1	Wed May 25	14:36	SIP Phone@127.0.0.1	10.2.20.18	10.2.20.18@10.2.20.18																								
Index	Date	Time	Local Identity	Name	Number																																
1	Wed May 25	14:36	SIP Phone@127.0.0.1	10.2.20.18	10.2.20.18@10.2.20.18																																
forwarded-list-title = 0 (only applicable to SIP-T58V/T58A/T56A/ SIP VP-T49G/CP860 IP phones)	Directory->Phone Call Info-> Forwarded List ?																																				

Section Header	Parameters and Default Value	Configuration Items on the Web User Interface																		
	phones)																			
	forwarded-list-content = 0 (only applicable to SIP-T58V/T58A/T56A/ SIP VP-T49G/CP860 IP phones)	Directory->Phone Call Info->Forwarded List <table><tr><th>Index</th><th>Date</th><th>Time</th><th>Local Identity</th><th>Name</th><th>Number</th></tr><tr><td>1</td><td>Thu May 02</td><td>10:41</td><td>1006@10.2.1.199</td><td>Joy</td><td>1000@10.2.1.199</td></tr><tr><td>2</td><td>Thu May 02</td><td>10:41</td><td>1006@10.2.1.199</td><td>Joy</td><td>1000@10.2.1.199</td></tr></table>	Index	Date	Time	Local Identity	Name	Number	1	Thu May 02	10:41	1006@10.2.1.199	Joy	1000@10.2.1.199	2	Thu May 02	10:41	1006@10.2.1.199	Joy	1000@10.2.1.199
	Index	Date	Time	Local Identity	Name	Number														
1	Thu May 02	10:41	1006@10.2.1.199	Joy	1000@10.2.1.199															
2	Thu May 02	10:41	1006@10.2.1.199	Joy	1000@10.2.1.199															
forwarded-list = 0 (not applicable to SIP-T58V/T58A/T56A/ SIP VP-T49G/CP860 IP phones)	Directory->Phone Call Info-> <table><tr><th colspan="6">Forwarded List</th></tr><tr><th>Index</th><th>Date</th><th>Time</th><th>Local Identity</th><th>Name</th><th>Number</th></tr><tr><td>1</td><td>Wed May 25</td><td>14:36</td><td>SIP Phone@127.0.0.1</td><td>10.2.20.18</td><td>10.2.20.18@10.2.20.18</td></tr></table>	Forwarded List						Index	Date	Time	Local Identity	Name	Number	1	Wed May 25	14:36	SIP Phone@127.0.0.1	10.2.20.18	10.2.20.18@10.2.20.18	
Forwarded List																				
Index	Date	Time	Local Identity	Name	Number															
1	Wed May 25	14:36	SIP Phone@127.0.0.1	10.2.20.18	10.2.20.18@10.2.20.18															
[LDAP] (not applicable to SIP-T19(P) E2 IP phones)	enable-LDAP = 0	Directory->LDAP->Enable LDAP																		
	LDAP-name-filter = 0	Directory->LDAP->LDAP Name Filter																		
	LDAP-number-filter = 0	Directory->LDAP->LDAP Number Filter																		
	LDAP-TLS-Mode = 0	Directory->LDAP->LDAP TLS Mode																		
	server-address = 0	Directory->LDAP->Server Address																		
	port = 0	Directory->LDAP->Port																		
	base = 0	Directory->LDAP->Base																		
	user-name = 0	Directory->LDAP->Username																		
	password = 0	Directory->LDAP->Password																		
	maxhits = 0	Directory->LDAP->Max Hits (1~32000)																		
	LDAP-name-attributes = 0	Directory->LDAP->LDAP Name Attributes																		
	LDAP-number-attributes = 0	Directory->LDAP->LDAP Number Attributes																		
	LDAP-display-name = 0	Directory->LDAP->LDAP Display Name																		
	protocol = 0	Directory->LDAP->Protocol																		
	LDAP-lookup-for-incoming-call = 0	Directory->LDAP->LDAP Lookup For Incoming Call																		
LDAP-lookup-for-call	Directory->LDAP-> LDAP Lookup For																			

Section Header	Parameters and Default Value	Configuration Items on the Web User Interface
[LDAP] (not applicable to SIP-T19(P) E2 IP phones)	out = 0	Callout
	LDAP-sorting-results = 0	Directory->LDAP->LDAP Sorting Results
[MulticastIP] (not applicable to W56P IP DECT phones)	Receive_Priority = 1 (0 for SIP VP-T49G/CP860 IP phones)	Directory->Multicast IP->Paging Barge
	PagePriorityActive = 1 (0 for SIP VP-T49G/CP860 IP phones)	Directory->Multicast IP->Paging Priority Active
	MulticastIPConfig = 1 (0 for SIP VP-T49G/CP860 IP phones)	Directory->Multicast IP-> 
	PagingList = 1 (0 for SIP VP-T49G/CP860 IP phones)	Directory->Multicast IP->Paging List 
[Contacts-Favorite]	contacts-group = 0 (not applicable to SIP-T58V/T58A/T56A/SIP VP-T49G/W52P/W56P IP phones)	Directory->Setting->Directory 
	super-search = 0	Directory->Setting->Search Source List In Dialing

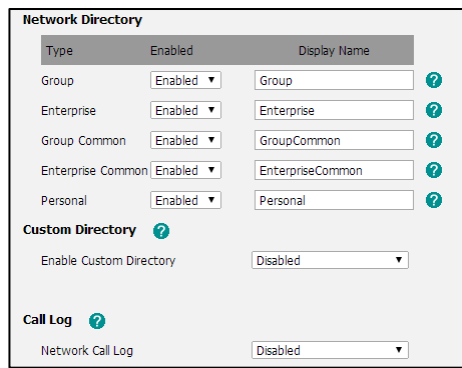
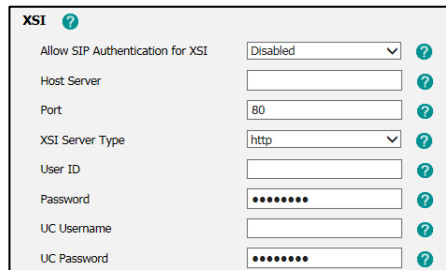
Section Header	Parameters and Default Value	Configuration Items on the Web User Interface
[Contacts-Favorite]		 <p>Directory->Setting->Recent Call In Dialing</p>
[Security]	password = 0	Security->Password (the whole page)
	trusted_cert = 2	Security->Trusted Certificates (the whole page)
	server_cert = 2	Security->Server Certificates (the whole page)
	base-pin = 0 (only applicable to W52P/W56P IP DECT phones)	Security->Base PIN (the whole page)
[Password] (only applicable to SIP VP-T49G IP phones)	set-password = 0	<p>Security->Password-></p> 
[TrustCerts]	trust-certs-records = 2	<p>Security->Trusted Certificates-></p> 
	btn-delete-certs = 2	Security->Trusted Certificates-> 
	only-accept-trusted-certs = 2	Security->Trusted Certificates->Only Accept Trusted Certificates
	common-name-validation = 2	Security->Trusted Certificates->Common Name Validation
	ca-certs = 2	Security->Trusted Certificates->CA Certificates

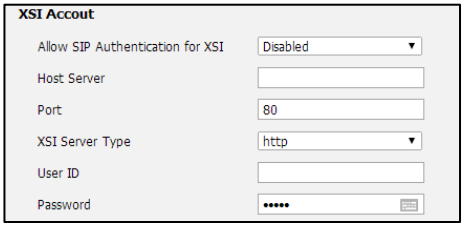
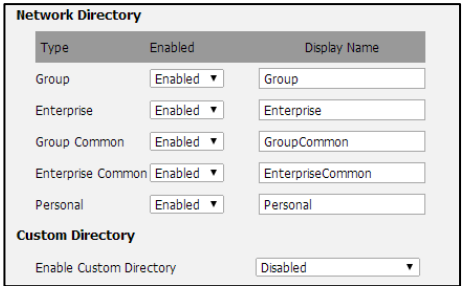
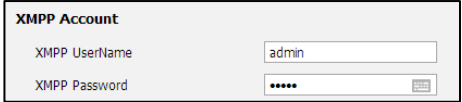
Section Header	Parameters and Default Value	Configuration Items on the Web User Interface
	upload-trust-certs = 2	Security->Trusted Certificates->Import Trusted Certificates 
[ServerCerts]	server-certs-records = 2	Security->Server Certificates 
	server-certs-device-cert = 2	Security->Server Certificates->Device Certificates 
	server-certs-upload = 2	Security->Server Certificates->Import Server Certificates 
[BasePin] (only applicable to W56P IP DECT phones)	Base-unit-pin = 0	Security->Base PIN->Base Unit PIN
[HiddenSetting]	custom-factory-config = 2	Hidden->Custom Factory Config
	DND-Active = 2	Hidden->DND Active
	Forward-Active = 2	Hidden->Forward Active
	Broadsoft-Active = 2 (1 for SIP VP-T49G/CP860/W56P IP phones)	Hidden->Broadsoft Active
	Redirect-Active = 2 (1 for SIP VP-T49G/CP860/W52P/W56P IP phones)	Hidden->Redirect Active
	XSI-Active = 2 (not applicable to SIP-T58V/T58A/T56A/SIP VP-T49G/CP860 IP phones)	Hidden->XSI Active

Section Header	Parameters and Default Value	Configuration Items on the Web User Interface
[HiddenSetting]	UC-Active = 2 (1 for SIP VP-T49G IP phones; only applicable to SIP VP-T49G/SIP-T48G/T48S/T46G/T46S/T29G IP phones)	Hidden->UC Active
	remote_pcap_switch = 2 (only applicable to SIP-T48G/T48S/T46G/T46S/T29G IP phones)	Hidden->Remote Pcap Hidden->Remote Pcap Port Hidden->Remote Pcap Password
	remote_pcap = 2 (only applicable to SIP-T48G/T48S/T46G/T46S/T29G IP phones)	Hidden->Remote Pcap
	remote_pcap_port = 2 (only applicable to SIP-T48G/T48S/T46G/T46S/T29G IP phones)	Hidden->Remote Pcap Port
	remote_pcap_password = 2 (only applicable to SIP-T48G/T48S/T46G/T46S/T29G IP phones)	Hidden->Remote Pcap Password
	pushxml = 2 (not applicable to W52P/W56P IP DECT phones)	Hidden->PushXML Test

Configuration Parameters for BroadSoft UC-One Version

The following table lists configuration items in the WebItemsLevel.cfg file for configurations only integrated with BroadSoft UC-One firmware version on the web user interface.

Section Header	Parameters and Default Value	Configuration Items on the Web User Interface
[General-Information]	EnableAutoFavorite = 0 (only applicable to SIP VP-T49G/SIP-T48G/T48S/T46G/T46S/T29G IP phones)	Features->General Information->Enable Auto Favorite
[Contacts] (only applicable to SIP-T58V/T58A/T56A/SIP VP-T49G/CP860 IP phones)	contacts-broadsoft = 0	Directory->Network Directory (the whole page)
[Contacts-Broadsoft] (only applicable to SIP-T58V/T58A/T56A/SIP VP-T49G/CP860 IP phones)	Directotries = 0	Directory->Network Directory->Network Directory Directory->Network Directory->Custom Directory Directory->Network Directory->Call Log 
	XSI = 0	Directory->Network Directory->XSI 

Section Header	Parameters and Default Value	Configuration Items on the Web User Interface
[Apps] (not applicable to SIP-T58V/T58A/T56A/SIP VP-T49G/CP860 IP phones)	broadsoft-XSI = 1	Applications->Broadsoft XSI (the whole page)
	broadsoft-XMPP = 1 (only applicable to SIP-T48G/T46G/T29G)	Applications->Broadsoft XMPP (the whole page)
[Broadsoft] (not applicable to SIP-T58V/T58A/T56A/SIP VP-T49G/CP860 IP phones)	XSI = 1	Applications->Broadsoft XSI->XSI Account 
	Directotries = 1	Applications->Broadsoft XSI->Network Directory Applications->Broadsoft XSI->Custom Directory 
	CallLog = 1	Applications->Broadsoft XSI->Call Log
	XMPP-account = 1 (only applicable to SIP-T48S/T48G/T46S/T46G/T29G)	Applications->Broadsoft XMPP->XMPP Account 
	XMPP-username = 1 (only applicable to SIP-T48S/T48G/T46S/T46G/T29G)	Applications->Broadsoft XMPP->XMPP UserName
	XMPP-password = 1 (only applicable to SIP-T48S/T48G/T46S/T46G/T29G)	Applications->Broadsoft XMPP->XMPP Password

Section Header	Parameters and Default Value	Configuration Items on the Web User Interface
	6G/T29G)	

Configuration Parameters of Phone User Interface

The following table lists configuration items in the WebItemsLevel.cfg file with associated configurations on the phone user interface of the SIP-T58V/T58A/T56A/SIP VP-T49G/SIP-T48G/T48S/T46G/T46S/T42G/T42S/T41P/T41S/T40P/T40G/T29G/T27P/T27G/T23P/T23G/T21(P) E2/T19(P) E2/CP860 IP phones:

Section Header	Parameters and Default Value	Configuration Items on the Phone User Interface
[GUI]	status_list = 0	SIP-T58V/T58A/T56A: Settings->Status SIP VP-T49G/SIP-T48G/T48S/T46G/T46S/T42G/T42S/T41P/T41S/T40P/T40G/T29G/T27P/T27G/ T23P/T23G/T21(P) E2/T19(P) E2/CP860: Menu->Status
	Status_IP = 0 (11 for SIP VP-T49G/CP860/W56P IP phones)	SIP-T58V/T58A/T56A: Settings->Status->General->IPv4 SIP VP-T49G: Menu->Status->General->IPv4 SIP-T48G/T48S: Menu->Status->General->IPv4 IP SIP-T46G/T46S/T42G/T42S/T41P/T41S/T40P/T40G/T29G/T27P/T27G/T23P/T23G/T21(P) E2/T19(P) E2/CP860: Menu->Status->IPv4 (or IPv4 Address)
	Status_IPv6 = 0 (11 for SIP VP-T49G/CP860/W56P IP phones)	SIP-T58V/T58A/T56A: Settings->Status->General->IPv6 SIP VP-T49G: Menu->Status->General->IPv6 SIP-T48G/T48S: Menu->Status->General->IPv6 IP SIP-T46G/T46S/T42G/T42S/T41P/T41S/

Section Header	Parameters and Default Value	Configuration Items on the Phone User Interface
[GUI]		T40P/T40G//T29G/T27P/T27G/T23P/T23G/ T21(P) E2/T19(P) E2/CP860: Menu->Status->IPv6 (or IPv6 Address)
	Status_MAC = 0 (21 for SIP VP-T49G/CP860/ W56P IP phones)	SIP-T58V/T58A/T56A: Settings->Status->General->MAC SIP VP-T49G/SIP-T48G/T48S: Menu->Status->General->MAC Address SIP-T46G/T46S/T42G/T42S/T41P/T41S/T40 P/T40G//T29G/T27P/T27G/T23P/T23G/T21(P) E2/T19(P) E2/CP860: Menu->Status->MAC Address
	Status_HW = 0 (01 for SIP VP-T49G/CP860/ W56P IP phones)	SIP-T58V/T58A/T56A: Settings->Status->Phone->Hardware SIP VP-T49G/SIP-T48G/T48S: Menu->Status->Phone->Hardware SIP-T46G/T46S/T42G/T42S/T41P/T41S/T40 P/T40G/T29G/T27P/T27G/T23P/T23G/T21(P) E2/T19(P) E2/CP860: Menu->Status->More->Phone->Hardware
	Status_More = 0 (01 for CP860/W56P IP phones; not applicable to SIP-T58V/T58A/T56A/SI P VP-T49G/SIP-T48G/ T48S IP phones)	Menu->Status->More
	network = 0	SIP-T58V/T58A/T56A: Settings->Status->Network SIP VP-T49G/SIP-T48G/T48S: Menu->Status->Network SIP-T46G/T46S/T42G/T42S/T41P/T41S/T40 P/T40G//T29G/T27P/T27G/T23P/T23G/T21(P) E2/T19(P) E2/CP860: Menu->Status->More->Network
	Status_More_Phone = 0	SIP-T58V/T58A/T56A: Settings->Status->Phone

Section Header	Parameters and Default Value	Configuration Items on the Phone User Interface
[GUI]		SIP VP-T49G/SIP-T48G/T48S: Menu->Status->Phone SIP-T46G/T46S/T42G/T42S/T41P/T41S/T40P/T40G/T29G/T27P/T27G/T23P/T23G/T21(P)) E2/T19(P) E2/CP860: Menu->Status->More->Phone
	Status_More_Account = 0	SIP-T58V/T58A/T56A: Settings->Status->Accounts SIP VP-T49G/SIP-T48G/T48S: Menu->Status->Accounts SIP-T46G/T46S/T42G/T42S/T41P/T41S/T40P/T40G/T29G/T27P/T27G/T23P/T23G/T21(P)) E2/T19(P) E2/CP860: Menu->Status->More->Accounts (or Account)
	Status_More_RTP = 0 (02 for SIP VP-T49G/CP860/W56P IP phones)	SIP-T58V/T58A/T56A: Settings->Status->RTP Status SIP VP-T49G/SIP-T48G/T48S/T46G/T46S/T29G: Menu->Status->RTP Status SIP-T42G/T42S/T41P/T41S/T40P/T40G/T27P/T27G/T23P/T23G/T21(P) E2/T19(P) E2/CP860: Menu->Status->More->RTP
	status_general= 0 (02 for SIP VP-T49G IP phones; only applicable to SIP-T58V/T58A/T56A/SIP VP-T49G/SIP-T48G/T48S IP phones)	SIP-T58V/T58A/T56A: Settings->Status->General SIP VP-T49G/SIP-T48G/T48S: Menu->Status->General
	features = 0 (02 for SIP VP-T49G/CP860/W56P IP phones)	SIP-T58V/T58A/T56A: Settings->Features SIP VP-T49G/SIP-T48G/T48S/T46G/T46S/T42G/T42S/T41P/T41S/T40P/T40G/T29G/T27P/T2

Section Header	Parameters and Default Value	Configuration Items on the Phone User Interface
[GUI]		7G/ T23P/T23G/T21(P) E2/T19(P) E2/CP860: Menu->Features
	callcontrol_forward = 1 (11 for SIP VP-T49G/CP860/ W56P IP phones)	SIP-T58V/T58A/T56A: Settings->Features->Call Forward SIP VP-T49G/SIP-T48G/T48S/T46G/T46S/T42G/ T42S/T41P/T41S/T40P/T40G/T29G/T27P/T2 7G/ T23P/T23G/T21(P) E2/T19(P) E2/CP860: Menu->Features->Call Forward
	always-forward = 0 (1 for SIP VP-T49G/CP860/ W56P IP phones)	SIP-T58V/T58A/T56A: Settings->Features->Call Forward->Always Forward SIP VP-T49G/SIP-T48G/T48S/T46G/T46S/T42G/ T42S/T41P/T41S/T40P/T40G/T29G/T27P/T2 7G/ T23P/T23G/T21(P) E2/T19(P) E2/CP860: Menu->Features->Call Forward->Always Forward
	busy-forward = 0 (1 for SIP VP-T49G/CP860/ W56P IP phones)	SIP-T58V/T58A/T56A: Settings->Features->Call Forward->Busy Forward SIP VP-T49G/SIP-T48G/T48S/T46G/T46S/T42G/ T42S/T41P/T41S/T40P/T40G/T29G/T27P/T2 7G/ T23P/T23G/T21(P) E2/T19(P) E2/CP860: Menu->Features->Call Forward->Busy Forward
	NoAnswer-forward = 0 (1 for SIP VP-T49G/CP860/ W56P IP phones)	SIP-T58V/T58A/T56A: Settings->Features->Call Forward->No Answer Forward SIP VP-T49G/SIP-T48G/T48S/T46G/T46S/T42G/ T42S/T41P/T41S/T40P/T40G/T29G/T27P/T2

Section Header	Parameters and Default Value	Configuration Items on the Phone User Interface
[GUI]		7G/ T23P/T23G/T21(P) E2/T19(P) E2/CP860: Menu->Features->Call Forward->No Answer Forward
	call_waiting = 0 (1 for SIP VP-T49G/CP860/W56P IP phones)	SIP-T58V/T58A/T56A: Settings->Features->Call Waiting SIP VP-T49G/SIP-T48G/T48S/T46G/T46S/T42G/T42S/T41P/T41S/T40P/T40G/T29G/T27P/T27G/ T23P/T23G/T21(P) E2/T19(P) E2/CP860: Menu->Features->Call Waiting
	auto-Answer= 0 (1 for SIP VP-T49G/CP860/W56P IP phones)	SIP-T58V/T58A/T56A: Settings->Features->Auto Answer SIP VP-T49G/SIP-T48G/T48S/T46G/T46S/T42G/T42S/T41P/T41S/T40P/T40G/T29G/T27P/T27G/ T23P/T23G/T21(P) E2/T19(P) E2/CP860: Menu->Features->Auto Answer
	DSSKey = 0 (1 for SIP VP-T49G IP phones; not applicable to SIP-T19(P) E2/CP860/W56P IP phones)	SIP-T58V/T58A/T56A: Settings->Features->DSS Keys SIP VP-T49G/SIP-T48G/T48S/T46G/T46S/T42G/T42S/T41P/T41S/T40P/T40G/T29G/T27P/T27G/ T23P/T23G/T21(P) E2/T19(P) E2/CP860: Menu->Features->DSS Keys
	key_as_send= 0 (12 for SIP VP-T49G/CP860/W56P IP phones)	SIP-T58V/T58A/T56A: Settings->Features->Key as Send SIP VP-T49G/SIP-T48G/T48S: Menu->Features->General->Key As Send SIP-T46G/T46S/T29G: Menu->Features->Others->General->Key As Send SIP-T42G/T42S/T41P/T41S/T40P/T40G/T27

Section Header	Parameters and Default Value	Configuration Items on the Phone User Interface
[GUI]		P/T27G/T23P/T23G/T21(P) E2/T19(P) E2/CP860: Menu->Features->Key As Send
	hotline-number = 0 (1 for SIP VP-T49G/CP860/ W56P IP phones)	SIP-T58V/T58A/T56A: Settings->Features->Hot Line SIP VP-T49G/SIP-T48G/T48S: Menu->Features->Hot Line->Hotline Number SIP-T46G/T46S/T29G: Menu->Features->Others->Hot Line->Hotline Number SIP-T42G/T42S/T41P/T41S/T40P/T40G/T27 P/T27G/T23P/T23G/T21(P) E2/T19(P) E2/CP860: Menu->Features->Hot Line->Hotline Number
	Features_Anonymous = 0 (1 for SIP VP-T49G/CP860/ W56P IP phones)	SIP-T58V/T58A/T56A: Settings->Features->Anonymous SIP VP-T49G/SIP-T48G/T48S/T46G/T46S/T29G: Menu->Features->Anonymous SIP-T42G/T42S/T41P/T41S/T40P/T40G/T27 P/T27G/T23P/T23G/T21(P) E2/T19(P) E2/CP860: Menu->Features->Anonymous Call
	Features_Diagnostics = 0 (not applicable to SIP-T58V/T58A/T56A/SI P VP-T49G/CP860/W56P IP phones)	Menu->Features->Diagnostics
	Diagnostics_Network = 0 (not applicable to SIP-T58V/T58A/T56A/SI P)	Menu->Features->Diagnostics->Network

Section Header	Parameters and Default Value	Configuration Items on the Phone User Interface
[GUI]	VP-T49G/CP860/W56P IP phones)	
	Diagnostics_Ping = 0 (not applicable to SIP-T58V/T58A/T56A/SI P VP-T49G/CP860/W56P IP phones)	Menu->Features->Diagnostics->Network->Ping
	Diagnostics_TraceRoute = 0 (not applicable to SIP-T58V/T58A/T56A/SI P VP-T49G/CP860/W56P IP phones)	Menu->Features->Diagnostics->Network->Trace Route
	Features_AutoRD = 0 (1 for SIP VP-T49G/CP860/ W56P IP phones)	SIP-T58V/T58A/T56A: Settings->Features->Auto Redial SIP VP-T49G/SIP-T48G/T48S/T42G/T42S/T41P/ T41S/T40P/T40G/T27P/T27G/T23P/T23G/T2 1(P) E2/T19(P) E2/CP860: Menu->Features->Auto Redial SIP-T46G/T46S/T29G: Menu->Features->Others->Auto Redial
	intercom = 0 (1 for SIP VP-T49G/CP860/ W56P IP phones)	SIP-T58V/T58A/T56A: Settings->Features->Intercom SIP VP-T49G/SIP-T48G/T46G/T46S/T48S/T42G/ T42S/T41P/T41S/T40P/T40G/T29GT27P/T27 G/T23P/T23G/T21(P) E2/T19(P) E2/CP860: Menu->Features->Intercom
	call_completion = 0 (1 for SIP VP-T49G/CP860/ W56P IP phones)	SIP-T58V/T58A/T56A: Settings->Features->Call Completion SIP VP-T49G/SIP-T48G/T48S/T42G/T42S/T41P/ T41S/T40P/T40G/T27P/T27G/T23P/T23G/T2 1(P) E2/T19(P) E2/CP860:

Section Header	Parameters and Default Value	Configuration Items on the Phone User Interface
[GUI]		Menu->Features->Call Completion SIP-T46G/T46S/T29G: Menu->Features->Others->Call Completion
	history_save= 2	SIP-T58V/T58A/T56A: Settings->Features->History Record SIP VP-T49G/SIP-T48G/T48S: Menu->Features->General->History Record SIP-T46G/T46S/T29G: Menu->Features->Others->General->History Record SIP-T42G/T42S/T41P/T41S/T40P/T40G/T27P/T27G/T23P/T23G/T21(P) E2/T19(P) E2/CP860: Menu->Features->History Setting
	multipaginglist = 2 (10 for SIP VP-T49G/CP860/W56P IP phones)	SIP-T58V/T58A/T56A: Settings->Features->Paging List SIP VP-T49G/SIP-T48G/T48S/T42G/T42S/T41P/T41S/T40P/T40G/T27P/T27G/T23P/T23G/T21(P) E2/T19(P) E2/CP860: Menu->Features->Paging List SIP-T46G/T46S/T29G: Menu->Features->Others->Paging List
	Main_Settings = 0 (not applicable to SIP-T58V/T58A/T56A/SIP VP-T49G/SIP-T48G/T48S/T46G/T46S/T29G IP phones)	Menu->Settings
	time_zone = 0	SIP-T58V/T58A/T56A: Settings->Basic->Time & Date->General->Time Zone SIP VP-T49G/SIP-T48G/T48S: Menu->Basic->Time &

Section Header	Parameters and Default Value	Configuration Items on the Phone User Interface
[GUI]		Date->General->Time Zone SIP-T46G/T46S/T29G: Menu->Basic->Time & Date->General->SNTP Settings>Time Zone SIP-T42G/T42S/T41P/T41S/T40P/T40G/T27 P/T27G/T23P/T23G/T21(P) E2/T19(P) E2/CP860: Menu->Settings->Basic Settings->Time & Date->SNTP Settings->Time Zone
	Basic_Time_Manual = 0	SIP-T58V/T58A/T56A: Settings->Basic->Time & Date->General->Type (Manual Settings) SIP VP-T49G/SIP-T48G/T48S: Menu->Basic->Time & Date->General->Type (Manual Settings) SIP-T46G/T46S/T29G: Menu->Basic->Time & Date->General->Manual Settings SIP-T42G/T42S/T41P/T41S/T40P/T40G/T27 P/ T27G/T23P/T23G/T21(P) E2/T19(P) E2/CP860: Menu->Settings->Basic Settings->Time & Date->Manual Settings
	display = 0 (10 for SIP VP-T49G/CP860/ W56P IP phones)	SIP-T58V/T58A/T56A: Settings->Basic->Display SIP VP-T49G/SIP-T48G/T48S/T46G/T46S/T29G: Menu->Basic->Display SIP-T42G/T42S/T41P/T41S/T40P/T40G/T27 P/ T27G/T23P/T23G/T21(P) E2/T19(P) E2/CP860: Menu->Settings->Basic Settings->Display
	sound = 0 (1 for SIP	SIP-T58V/T58A/T56A: Settings->Basic->Sound

Section Header	Parameters and Default Value	Configuration Items on the Phone User Interface
[GUI]	VP-T49G/CP860/ W56P IP phones)	SIP VP-T49G/SIP-T48G/T48S/T46G/T46S/T29G: Menu->Basic->Sound SIP-T42G/T42S/T41P/T41S/T40P/T40G/T27 P/ T27G/T23P/T23G/T21(P) E2/T19(P) E2/CP860: Menu->Settings->Basic Settings->Sound
	key_tone = 0 (1 for SIP VP-T49G/CP860/ W56P IP phones)	SIP-T58V/T58A/T56A: Settings->Basic->Sound->Key Tone SIP VP-T49G/SIP-T48G/T48S/T46G/T46S/T29G: Menu->Basic->Sound->Key Tone SIP-T42G/T42S/T41P/T41S/T40P/T40G/T27 P/T27G/T23P/T23G/T21(P) E2/T19(P) E2/CP860: Menu->Settings->Basic Settings->Sound->Key Tone
	ring_type_setting = 0 (1 for SIP VP-T49G/CP860/ W56P IP phones)	SIP-T58V/T58A/T56A: Settings->Basic->Sound->Ring Tones SIP VP-T49G/SIP-T48G/T48S/T46G/T46S/T29G: Menu->Basic->Sound->Ring Tones SIP-T42G/T42S/T41P/T41S/T40P/T40G/T27 P/T27G/T23P/T23G/T21(P) E2/T19(P) E2/CP860: Menu->Settings->Basic Settings->Sound->Ring Tones
	blf_ring_setting = 0 (not applicable to SIP-T58V/T58A/T56A/SI P VP-T49G/CP860/W56P/ T19(P) E2 IP phones)	SIP-T48G/T48S/T46G/T46S/T29G: Menu->Basic->Sound->BLF Ring Type SIP-T42G/T42S/T41P/T41S/T40P/T40G/T27 P/T27G/T23P/T23G/T21(P) E2: Menu->Settings->Basic Settings->Sound->BLF Ring Type
	unlock_pin = 0 (2 for SIP	SIP-T58V/T58A/T56A: Settings->Basic->Change PIN

Section Header	Parameters and Default Value	Configuration Items on the Phone User Interface
[GUI]	VP-T49G/CP860/ W56P IP phones)	SIP VP-T49G/SIP-T48G/T48S/T46G/T46S/T29G: Menu->Basic->Change PIN SIP-T42G/T42S/T41P/T41S/T40P/T40G/T27 P/T27G/T23P/T23G/T21(P) E2/T19(P) E2/CP860: Menu->Settings->Basic Settings->Change PIN
	check_key_guard_lock = 0 (not applicable to SIP-T58V/T58A/T56A/SI P VP-T49G/CP860/W56P IP phones)	SIP-T48G/T48S/T46G/T46S/T29G: Menu->Basic->Phone Lock SIP-T42G/T42S/T41P/T41S/T40P/T40G/T27 P/T27G/T23P/T23G/T21(P) E2/T19(P) E2: Menu->Settings->Basic Settings->Phone Lock
	bluetooth = 0 (1 for SIP VP-T49G IP phones; only applicable to SIP-T58V/T58A/T56A/SI P VP-T49G/SIP-T48G/T48 S/T46G/T46S/T29G IP phones)	SIP-T58V/T58A/T56A: Settings->Basic->Bluetooth SIP VP-T49G/SIP-T48G/T48S/T46G/T46S/T29G: Menu->Basic->Bluetooth
	wifi = 0 (2 for SIP VP-T49G IP phones; only applicable to SIP-T58V/T58A/T56A/SI P VP-T49G/SIP-T48G/T48 S/T46G/T46S/T29G IP phones)	SIP-T58V/T58A/T56A: Settings->Basic->Wi-Fi SIP VP-T49G/SIP-T48G/T48S/T46G/T46S/T29G: Menu->Basic->Wi-Fi
	account_label = 0 (02 for SIP VP-T49G/CP860/ W56P IP phones)	SIP-T58V/T58A/T56A: Settings-> Advanced->Accounts->Account X->Label SIP VP-T49G/SIP-T48G/T48S: Menu->Advanced->Account->Account X->Label

Section Header	Parameters and Default Value	Configuration Items on the Phone User Interface
[GUI]		<p>SIP-T46G/T46S/T29G:</p> <p>Menu->Advanced->Accounts->Account X->Label</p> <p>SIP-T42G/T42S/T41P/T41S/T40P/T40G/T27P/T27G/T23P/T23G/T21(P) E2/T19(P)</p> <p>E2/CP860:</p> <p>Menu->Settings->Advanced</p> <p>Settings->Accounts->Account X->Label</p>
	display_name = 0 (02 for SIP VP-T49G/CP860/W56P IP phones)	<p>SIP-T58V/T58A/T56A:</p> <p>Settings->Advanced->Accounts->Account X->Display Name</p> <p>SIP VP-T49G/SIP-T48G/T48S:</p> <p>Menu->Advanced->Account->Account X->Display Name</p> <p>SIP-T46G/T46S/T29G:</p> <p>Menu->Advanced->Accounts->Account X->Display Name</p> <p>SIP-T42G/T42S/T41P/T41S/T40P/T40G/T27P/T27G/T23P/T23G/T21(P) E2/T19(P)</p> <p>E2/CP860:</p> <p>Menu->Settings->Advanced</p> <p>Settings->Accounts->Account X->Display Name</p>
	register_name = 01 (02 for SIP VP-T49G/CP860/W56P IP phones)	<p>SIP-T58V/T58A/T56A:</p> <p>Settings->Advanced->Accounts->Account X->Register Name</p> <p>SIP VP-T49G/SIP-T48G/T48S:</p> <p>Menu->Advanced->Account->Account X->Register Name</p> <p>SIP-T46G/T46S/T29G:</p> <p>Menu->Advanced->Accounts->Account X->Register Name</p> <p>SIP-T42G/T42S/T41P/T41S/T40P/T40G/T27P/T27G/T23P/T23G/T21(P) E2/T19(P)</p> <p>E2/CP860:</p> <p>Menu->Settings->Advanced</p> <p>Settings->Accounts->Account X->Register</p>

Section Header	Parameters and Default Value	Configuration Items on the Phone User Interface
[GUI]		Name
	user_name = 01	SIP-T58V/T58A/T56A: Settings-> Advanced->Accounts->Account X->User Name SIP VP-T49G/SIP-T48G/T48S: Menu->Advanced->Account->Account X->User Name SIP-T46G/T46S/T29G: Menu->Advanced->Accounts->Account X->User Name SIP-T42G/T42S/T41P/T41S/T40P/T40G/T27P/T27G/T23P/T23G/T21(P) E2/T19(P) E2/CP860: Menu->Settings->Advanced Settings->Accounts->Account X->User Name
	account_password = 01	SIP-T58V/T58A/T56A: Settings-> Advanced->Accounts->Account X->Password SIP VP-T49G/SIP-T48G/T48S: Menu->Advanced->Account->Account X->Password SIP-T46G/T46S/T29G: Menu->Advanced->Accounts->Account X->Password SIP-T42G/T42S/T41P/T41S/T40P/T40G/T27P/T27G/T23P/T23G/T21(P) E2/T19(P) E2/CP860: Menu->Settings->Advanced Settings->Accounts->Account X->Password
	sip_server = 2 (01 for SIP VP-T49G/CP860/ W56P IP phones)	SIP-T58V/T58A/T56A: Settings-> Advanced->Accounts->Account X->SIP Server1/2 SIP VP-T49G/SIP-T48G/T48S : Menu->Advanced->Account->Account X->SIP Server1/2

Section Header	Parameters and Default Value	Configuration Items on the Phone User Interface
[GUI]		<p>SIP-T46G/T46S/T29G:</p> <p>Menu->Advanced->Accounts->Account X->SIP Server1/2</p> <p>SIP-T42G/T42S/T41P/T41S/T40P/T40G/T27P/T27G/T23P/T23G/T21(P) E2/T19(P)</p> <p>E2/CP860:</p> <p>Menu->Settings->Advanced</p> <p>Settings->Accounts->Account X->SIP Server1/2</p>
	<p>enabled-outbound-proxy-server = 2</p> <p>(01 for SIP VP-T49G/CP860/W56P IP phones)</p>	<p>SIP-T58V/T58A/T56A:</p> <p>Settings->Advanced->Accounts->Account X->Outbound Status</p> <p>SIP VP-T49G/SIP-T48G/T48S:</p> <p>Menu->Advanced->Account->Account X->Outbound Status</p> <p>SIP-T46G/T46S/T29G:</p> <p>Menu->Advanced->Accounts->Account X->Outbound Status</p> <p>SIP-T42G/T42S/T41P/T41S/T40P/T40G/T27P/T27G/T23P/T23G/T21(P) E2/T19(P)</p> <p>E2/CP860:</p> <p>Menu->Settings->Advanced</p> <p>Settings->Accounts->Account X->Outbound Status</p>
	<p>outbound-proxy-server = 2</p> <p>(01 for SIP VP-T49G/CP860/W56P IP phones)</p>	<p>SIP-T58V/T58A/T56A:</p> <p>Settings->Advanced->Accounts->Account X->Outbound Proxy1/2</p> <p>SIP VP-T49G/SIP-T48G/T48S:</p> <p>Menu->Advanced->Account->Account X->Outbound Proxy1/2</p> <p>SIP-T46G/T46S/T29G:</p> <p>Menu->Advanced->Accounts->Account X->Outbound Proxy1/2</p> <p>SIP-T42G/T42S/T41P/T41S/T40P/T40G/T27P/T27G/T23P/T23G/T21(P) E2/T19(P)</p> <p>E2/CP860:</p> <p>Menu->Settings->Advanced</p> <p>Settings->Accounts->Account</p>

Section Header	Parameters and Default Value	Configuration Items on the Phone User Interface
[GUI]		X->Outbound Proxy1/2
	STUN_server = 2 (02 for SIP VP-T49G/CP860 IP phones)	SIP-T58V/T58A/T56A: Settings->Advanced->Accounts->Account X->NAT Status SIP VP-T49G/SIP-T48G/T48S: Menu->Advanced->Account->Account X->NAT Status SIP-T46G/T46S/T29G: Menu->Advanced->Accounts->Account X->NAT Status SIP-T42G/T42S/T41P/T41S/T40P/T40G/T27 P/T27G/T23P/T23G/T21(P) E2/T19(P) E2/CP860: Menu->Settings->Advanced Settings->Accounts->Account X->NAT Status
	proxy-fallback-interval = 01 (only applicable to SIP-T58V/T58A/T56A/SI P VP-T49G IP phones)	SIP-T58V/T58A/T56A: Settings->Advanced->Accounts->Account X->Proxy Fallback Interval SIP VP-T49G: Menu->Advanced->Account->Account X->Fallback Interval
	Adv_Network =0	SIP-T58V/T58A/T56A: Settings->Advanced->Network SIP VP-T49G/SIP-T48G/T48S/T46G/T46S/T29G: Menu->Advanced->Network SIP-T42G/T42S/T41P/T41S/T40P/T40G/T27 P/T27G/T23P/T23G/T21(P) E2/T19(P) E2/CP860: Menu->Settings->Advanced Settings->Network
	wan_port_title = 0 (02 for SIP VP-T49G/CP860/ W56P IP phones)	SIP-T58V/T58A/T56A: Settings->Advanced->Network->WAN Port SIP

Section Header	Parameters and Default Value	Configuration Items on the Phone User Interface
[GUI]		VP-T49G/SIP-T48G/T48S/T46G/T46S/T29G: Menu->Advanced->Network->WAN Port SIP-T42G/T42S/T41P/T41S/T40P/T40G/T27 P/T27G/T23P/T23G/T21(P) E2/T19(P) E2/CP860: Menu->Settings->Advanced Settings->Network->WAN Port
	VLAN-items = 2 (02 for SIP VP-T49G/CP860/ W56P IP phones)	SIP-T58V/T58A/T56A: Settings->Advanced->Network->VLAN SIP VP-T49G/SIP-T48G/T48S/T46G/T46S/T29G: Menu->Advanced->Network->VLAN SIP-T42G/T42S/T41P/T41S/T40P/T40G/T27 P/T27G/T23P/T23G/T21(P) E2/T19(P) E2/CP860: Menu->Settings->Advanced Settings->Network->VLAN
	wanport = 0 (02 for SIP VP-T49G/CP860/ W56P IP phones)	SIP-T58V/T58A/T56A: Settings->Advanced->Network->VLAN-> WAN Port SIP VP-T49G/SIP-T48G/T48S/T46G/T46S/T29G: Menu->Advanced->Network->VLAN ->WAN Port SIP-T42G/T42S/T41P/T41S/T40P/T40G/T27 P/T27G/T23P/T23G/T21(P) E2/T19(P) E2/CP860: Menu->Settings->Advanced Settings->Network->VLAN->WAN Port
	pcport = 2 (02 for SIP VP-T49G/W56P IP phones; not applicable to CP860 IP phones)	SIP-T58V/T58A/T56A: Settings->Advanced->Network->VLAN->P C Port SIP VP-T49G/SIP-T48G/T48S/T46G/T46S/T29G: Menu->Advanced->Network->VLAN->PC Port SIP-T42G/T42S/T41P/T41S/T40P/T40G/T27

Section Header	Parameters and Default Value	Configuration Items on the Phone User Interface
[GUI]		P/T27G/T23P/T23G/T21(P) E2/T19(P) E2: Menu->Settings->Advanced Settings->Network->VLAN->PC Port
	dhcplvlan = 2 (02 for SIP VP-T49G/CP860/ W56P IP phones)	SIP-T58V/T58A/T56A: Settings->Advanced->Network->VLAN->D HCP VLAN SIP VP-T49G/SIP-T48G/T48S/T46G/T46S/T29G: Menu->Advanced->Network->VLAN->DH CP VLAN SIP-T42G/T42S/T41P/T41S/T40P/T40G/T27 P/T27G/T23P/T23G/T21(P) E2/T19(P) E2/CP860: Menu->Settings->Advanced Settings->Network->VLAN->DHCP VLAN
	web-server = 2 (02 for SIP VP-T49G/CP860/ W56P IP phones)	SIP-T58V/T58A/T56A: Settings->Advanced->Network->Webserve r Type SIP VP-T49G/SIP-T48G/T48S/T46G/T46S/T29G: Menu->Advanced->Network->Webserver Type (Web Server) SIP-T42G/T42S/T41P/T41S/T40P/T40G/T27 P/T27G/T23P/T23G/T21(P) E2/T19(P) E2/CP860: Menu->Settings->Advanced Settings->Network->Web Server
	8021x = 2 (02 for SIP VP-T49G/CP860/ W56P IP phones)	SIP-T58V/T58A/T56A: Settings->Advanced->Network->802.1x SIP VP-T49G/SIP-T48G/T48S/T46G/T46S/T29G: Menu->Advanced->Network->802.1x SIP-T42G/T42S/T41P/T41S/T40P/T40G/T27 P/T27G/T23P/T23G/T21(P) E2/T19(P) E2/CP860: Menu->Settings->Advanced Settings->Network->802.1x

Section Header	Parameters and Default Value	Configuration Items on the Phone User Interface
[GUI]	<p>open-VPN = 2</p> <p>(02 for SIP VP-T49G/CP860/ W56P IP phones; not applicable to SIP-T19(P) E2 IP phones)</p>	<p>SIP-T58V/T58A/T56A:</p> <p>Settings->Advanced->Network->VPN</p> <p>SIP</p> <p>VP-T49G/SIP-T48G/T48S/T46G/T46S/T29G:</p> <p>Menu->Advanced->Network->VPN</p> <p>SIP-T42G/T42S/T41P/T41S/T40P/T40G/T27 P/T27G/T23P/T23G/T21(P) E2/CP860:</p> <p>Menu->Settings->Advanced</p> <p>Settings->Network->VPN</p>
	<p>open-lldp = 2</p> <p>(02 for SIP VP-T49G/CP860/ W56P IP phones)</p>	<p>SIP-T58V/T58A/T56A:</p> <p>Settings->Advanced->Network->LLDP</p> <p>SIP</p> <p>VP-T49G/SIP-T48G/T48S/T46G/T46S/T29G:</p> <p>Menu->Advanced->Network->LLDP</p> <p>SIP-T42G/T42S/T41P/T41S/T40P/T40G/T27 P/T27G/T23P/T23G/T21(P) E2/T19(P) E2/CP860:</p> <p>Menu->Settings->Advanced</p> <p>Settings->Network->LLDP</p>
	<p>network_cdp = 2</p> <p>(02 for SIP VP-T49G/CP860/ W56P IP phones)</p>	<p>SIP-T58V/T58A/T56A:</p> <p>Settings->Advanced->Network->CDP</p> <p>SIP</p> <p>VP-T49G/SIP-T48G/T48S/T46G/T46S/T29G:</p> <p>Menu->Advanced->Network->CDP</p> <p>SIP-T42G/T42S/T41P/T41S/T40P/T40G/T27 P/T27G/T23P/T23G/T21(P) E2/T19(P) E2/CP860:</p> <p>Menu->Settings->Advanced</p> <p>Settings->Network->CDP</p>
	<p>network_nat = 2</p> <p>(02 for SIP VP-T49G/CP860/ W56P IP phones)</p>	<p>SIP-T58V/T58A/T56A:</p> <p>Settings->Advanced->Network->NAT</p> <p>SIP</p> <p>VP-T49G/SIP-T48G/T48S/T46G/T46S/T29G:</p> <p>Menu->Advanced->Network->NAT</p> <p>SIP-T42G/T42S/T41P/T41S/T40P/T40G/T27 P/T27G/T23P/T23G/T21(P) E2/T19(P)</p>

Section Header	Parameters and Default Value	Configuration Items on the Phone User Interface
[GUI]		E2/CP860: Menu->Settings->Advanced Settings->Network->NAT
	softkey Label = 0 (02 for CP860/W56P IP phones; not applicable to SIP-T58V/T58A/T56A/SIP VP-T49G/SIP-T48G/T48S/T46G/T46S/T29G IP phones)	SIP-T42G/T42S/T41P/T41S/T40P/T40G/T27P/T27G/T23P/T23G/T21(P) E2/T19(P) E2/CP860: Menu->Settings->Advanced Settings->Softkey Label
	keyboard_lock = 02 (only applicable to SIP-T58V/T58A/T56A/SIP VP-T49G/CP860 IP phones)	SIP-T58V/T58A/T56A: Settings->Advanced->Phone Lock SIP VP-T49G: Menu->Advanced->Phone Lock CP860: Menu->Settings->Advanced Settings->Phone Lock
	Adv_Reboot = 0 (02 for SIP VP-T49G/CP860/W56P IP phones)	SIP-T58V/T58A/T56A: Settings->Advanced->Reboot SIP VP-T49G/SIP-T48G/T48S: Menu->Advanced->Reboot SIP-T46G/T46S/T29G: Menu->Advanced->Reset&Reboot->Reboot SIP-T42G/T42S/T41P/T41S/T40P/T40G/T27P/T27G/T23P/T23G/T21(P) E2/T19(P) E2/CP860: Menu->Settings->Advanced Settings->Reboot
	Adv_ResetToFac = 2	SIP-T58V/T58A/T56A: Settings->Advanced->Reset Config SIP VP-T49G: Menu->Advanced->Reset to Factory SIP-T48G/T48S/T46G/T46S/T29G:


Section Header	Parameters and Default Value	Configuration Items on the Phone User Interface
[GUI]		<p>Menu->Advanced->Reset Config->Reset to factory</p> <p>SIP-T42G/T42S/T41P/T41S/T40P/T40G/T27P/T27G/T23P/T23G/T21(P) E2/T19(P) E2:</p> <p>Menu->Settings->Advanced</p> <p>Settings->Reset Config->Reset to factory</p> <p>CP860:</p> <p>Menu->Settings->Advanced</p> <p>Settings->Reset to factory settings</p>
	<p>Adv_ResetConfig = 0</p> <p>(not applicable to SIP-T58V/T58A/T56A/SIP VP-T49G/CP860/W56P IP phones)</p>	<p>SIP-T48G/T48S/T46G/T46S/T29G:</p> <p>Menu->Advanced->Reset Config</p> <p>SIP-T42G/T42S/T41P/T41S/T40P/T40G/T27P/T27G/T23P/T23G/T21(P) E2/T19(P) E2:</p> <p>Menu->Settings->Advanced</p> <p>Settings->Reset Config</p>
	<p>ResetLocalConfig = 0</p> <p>(not applicable to SIP VP-T49G/CP860/W56P IP phones)</p>	<p>SIP-T58V/T58A/T56A:</p> <p>Settings->Advanced->Reset Config->Reset local settings (only appear when the parameter "static.auto_provision.custom.protect" is set to 1.)</p> <p>SIP-T48G/T48S/T46G/T46S/T29G:</p> <p>Menu->Advanced->Reset Config->Reset local settings (only appear when the parameter "static.auto_provision.custom.protect" is set to 1.)</p> <p>SIP-T42G/T42S/T41P/T41S/T40P/T40G/T27P/T27G/T23P/T23G/T21(P) E2/T19(P) E2:</p> <p>Menu->Settings->Advanced</p> <p>Settings->Reset Config->Reset local settings (only appear when the parameter "static.auto_provision.custom.protect" is set to 1.)</p>
	<p>ResetNonStaticConfig = 0</p> <p>(not applicable to SIP VP-T49G/CP860/W56P</p>	<p>SIP-T58V/T58A/T56A:</p> <p>Settings->Advanced->Reset Config->Reset non-static settings (only appear when the parameter</p>

Section Header	Parameters and Default Value	Configuration Items on the Phone User Interface
[GUI]	IP phones)	<p>"static.auto_provision.custom.protect" is set to 1.)</p> <p>SIP-T48G/T48S/T46G/T46S/T29G: Menu->Advanced->Reset Config->Reset non-static settings (only appear when the parameter "static.auto_provision.custom.protect" is set to 1.)</p> <p>SIP-T42G/T42S/T41P/T41S/T40P/T40G/T27P/T27G/T23P/T23G/T21(P) E2/T19(P) E2: Menu->Settings->Advanced Settings->Reset Config->Reset non-static settings (only appear when the parameter "static.auto_provision.custom.protect" is set to 1.)</p>
	ResetStaticConfig = 2 (not applicable to SIP VP-T49G/CP860/W56P IP phones)	<p>SIP-T58V/T58A/T56A: Settings->Advanced->Reset Config->Reset static settings (only appear when the parameter "static.auto_provision.custom.protect" is set to 1.)</p> <p>SIP-T48G/T48S/T46G/T46S/T29G: Menu->Advanced->Reset Config->Reset static settings (only appear when the parameter "static.auto_provision.custom.protect" is set to 1.)</p> <p>SIP-T42G/T42S/T41P/T41S/T40P/T40G/T27P/T27G/T23P/T23G/T21(P) E2/T19(P) E2: Menu->Settings->Reset Config->Advanced Settings->Reset static settings (only appear when the parameter "static.auto_provision.custom.protect" is set to 1.)</p>
	ResetUserDataUserCfg = 0 (not applicable to SIP VP-T49G/CP860/W56P IP phones)	<p>SIP-T58V/T58A/T56A: Settings->Advanced->Reset Config->Reset userdata & local config (only appear when the parameter "static.auto_provision.custom.protect" is set</p>

Section Header	Parameters and Default Value	Configuration Items on the Phone User Interface
[GUI]		to 1.) Menu->Advanced->Reset Config->Reset userdata & local config (only appear when the parameter "static.auto_provision.custom.protect" is set to 1.)
	ResetInternalSD = 0 (only application to SIP-T58V/T58A/T56A IP phones)	SIP-T58V/T58A/T56A: Settings->Advanced->Reset Config->Reset built-in SD card (only appear when the parameter "static.auto_provision.custom.protect" is set to 1.)
	reset_default = 0 (only applicable to SIP VP-T49G/CP860 IP phones)	SIP VP-T49G: Menu->Advanced->Reset Config->Reset Local Settings (only appear when the parameter "auto_provision.custom.protect" is set to 1.) CP860: Menu->Settings->Advanced Settings->Reset Local Settings (only appear when the parameter "auto_provision.custom.protect" is set to 1.)
	password = 0	SIP-T58V/T58A/T56A: Settings->Advanced->Set Password SIP VP-T49G/SIP-T48G/T48S/T46G/T46S/T29G: Menu->Advanced->Set Password (Change Password) SIP-T42G/T42S/T41P/T41S/T40P/T40G/T27P/T27G/T23P/T23G/T21(P) E2/T19(P) E2/CP860: Menu->Settings->Advanced Settings->Set Password (Change Password)
	Adv_AES = 02 (only applicable to SIP-T58V/T58A/T56A/SIP VP-T49G/CP860 IP phones)	SIP-T58V/T58A/T56A: Settings->Advanced->Set AES Key SIP VP-T49G: Menu->Advanced->Set AES Key


Section Header	Parameters and Default Value	Configuration Items on the Phone User Interface
[GUI]		CP860: Menu->Settings->Advanced Settings->Set AES Key
	autoprovision = 2 (02 for SIP VP-T49G/CP860/ W56P IP phones)	SIP-T58V/T58A/T56A: Settings->Advanced->Auto Provision SIP VP-T49G/SIP-T48G/T48S/T46G/T46S/T29G: Menu->Advanced->Auto Provision SIP-T42G/T42S/T41P/T41S/T40P/T40G/T27 P/T27G/T23P/T23G/T21(P) E2/T19(P) E2/CP860: Menu->Settings->Advanced Settings->Auto Provision
	international-forward = 2 (02 for SIP VP-T49G/CP860/ W56P IP phones)	SIP-T58V/T58A/T56A Settings->Advanced->FWD International SIP VP-T49G/SIP-T48G/T48S/T46G/T46S/T29G: Menu->Advanced->FWD International SIP-T42G/T42S/T41P/T41S/T40P/T40G/T27 P/T27G/T23P/T23G/T21(P) E2/T19(P) E2/CP860: Menu->Settings->Advanced Settings->FWD International
	SMS= 0 (12 for SIP VP-T49G/CP860/ W56P IP phones, not applicable to SIP-T58V/T58A/T56A IP phones)	Menu->Message
	MSG_Voice = 0 (1 for SIP VP-T49G/CP860/ W56P IP phones)	SIP-T58V/T58A/T56A: Message SIP VP-T49G/T48G/T48S/T46G/T46S/T42G/T42 S/T41P/T41S/T40P/T40G/T29G/T27P/T27G/ T23P/T23G/T21(P) E2/T19(P) E2/CP860: Menu->Message->Voice Mail

Section Header	Parameters and Default Value	Configuration Items on the Phone User Interface
[GUI]	viewvoicemail = 0 (1 for SIP VP-T49G/CP860/ W56P IP phones)	SIP-T58V/T58A/T56A: Message->Voice Mail->View Voice Mail SIP VP-T49G/T48G/T48S/T46G/T46S/T42G/T42 S/T41P/T41S/T40P/T40G/T29G/T27P/T27G/ T23P/T23G/T21(P) E2/T19(P) E2/CP860: Menu->Message->Voice Mail->View Voice Mail
	setvoicemail = 0 (1 for SIP VP-T49G/CP860/ W56P IP phones)	SIP-T58V/T58A/T56A: Message->Voice Mail->Set Voice Mail SIP VP-T49G/T48G/T48S/T46G/T46S/T42G/T42 S/T41P/T41S/T40P/T40G/T29G/T27P/T27G/ T23P/T23G/T21(P) E2/T19(P) E2/CP860: Menu->Message->Voice Mail->Set Voice Mail Code
	usermodeentry = 0	SIP-T58V/T58A/T56A: User Mode SIP VP-T49G/T48G/T48S/T46G/T46S/T42G/T42 S/T41P/T41S/T40P/T40G/T29G/T27P/T27G/ T23P/T23G/T21(P) E2/T19(P) E2/CP860: Menu->User Mode
	NAT_traversal = 2 (02 for SIP VP-T49G/CP860/ W56P IP phones; not applicable to SIP-T19(P) E2 IP phones)	SIP-T58V/T58A/T56A: Settings->Advanced->Accounts->Account X->NAT Status SIP VP-T49G/SIP-T48G/T48S: Menu->Advanced->Account->Account X->NAT Status SIP-T46G/T46S/T29G: Menu->Advanced->Accounts->Account X->NAT Status SIP-T42G/T42S/T41P/T41S/T40P/T40G/T27 P/T27G/T23P/T23G/T21(P) E2/CP860: Menu->Settings->Advanced Settings->Accounts->Account X->NAT Status



Section Header	Parameters and Default Value	Configuration Items on the Phone User Interface
[GUI]	contrast_ctrl = 0 (not applicable to SIP-T58V/T58A/T56A/SIP VP-T49G/SIP-T42G/T42S/T41P/T41S)	SIP-T48G/T48S/T46G/T46S/T29G: Menu->Basic->Display->Contrast Setting CP860/SIP-T40P/T40G/T27P/T27G/T23P/T23G/T21(P) E2/T19(P) E2: Menu->Settings->Basic Settings->Display->Contrast
	local_call_log_list = 0 (01 for SIP VP-T49G/CP860/W56P IP phones)	SIP-T58V/T58A/T56A:  ->All Local Calls SIP VP-T49G: Menu->History->All Local Calls SIP-T48G/S: Menu->History->Local Call Log SIP-T46G/T46S/T42G/T42S/T41P/T41S/T40P/T40G/T29G/T27P/T27G/T23P/T23G/T21(P) E2/T19(P) E2/CP860: Menu->History->All Calls Menu->History->Missed Calls Menu->History->Placed Calls Menu->History->Received Calls Menu->History->Forwarded Calls
	Adv_Account = 0 (2 for SIP VP-T49G/CP860/W56P IP phones)	SIP-T58V/T58A/T56A: Settings->Advanced->Accounts SIP VP-T49G/SIP-T48G/T48S: Menu->Advanced->Account SIP-T46G/T46S/T29G: Menu->Advanced->Accounts SIP-T42G/T42S/T41P/T41S/T40P/T40G/T27P/T27G/T23P/T23G/T21(P) E2/T19(P) E2/CP860: Menu->Settings->Advanced Settings->Accounts
	Basic_LANG = 0	SIP-T58V/T58A/T56A: Settings->Basic->Language & Input->Language Settings->Basic->Language & Input->Current Input

Section Header	Parameters and Default Value	Configuration Items on the Phone User Interface
[GUI]		<p>SIP</p> <p>VP-T49G/SIP-T48G/T48S/T46G/T46S/T29G:</p> <p>Menu->Basic->Language</p> <p>SIP-T42G/T42S/T41P/T41S/T40P/T40G/T27P/T27G/T23P/T23G/T21(P) E2/T19(P)</p> <p>E2/CP860:</p> <p>Menu->Settings->Basic</p> <p>Settings->Language</p>
	Basic_Setting_BackLight = 0	<p>SIP-T58V/T58A/T56A:</p> <p>Settings->Basic->Display->Backlight</p> <p>SIP</p> <p>VP-T49G/SIP-T48G/T48S/T46G/T46S/T29G:</p> <p>Menu->Basic->Display->Backlight</p> <p>SIP-T42G/T42S/T41P/T41S/T40P/T40G/T27P/T27G/T23P/T23G/T21(P) E2/T19(P)</p> <p>E2/CP860:</p> <p>Menu->Settings->Basic</p> <p>Settings->Display->Backlight</p> <p>CP860:</p> <p>Menu->Settings->Basic</p> <p>Settings->Display->Backlight Settings</p>
	Basic_Time_Format = 0	<p>SIP-T58V/T58A/T56A:</p> <p>Settings->Basic->Time & Date->Time & Date Format</p> <p>SIP</p> <p>VP-T49G/SIP-T48G/T48S/T46G/T46S/T29G:</p> <p>Menu->Basic->Time & Date->Time & Date Format</p> <p>SIP-T42G/T42S/T41P/T41S/T40P/T40G/T27P/T27G/T23P/T23G/T21(P) E2/T19(P)</p> <p>E2/CP860:</p> <p>Menu->Settings->Basic Settings->Time & Date->Time & Date Format</p>
	Basic_Time_SNTP = 0	<p>SIP-T58V/T58A/T56A:</p> <p>Settings->Basic->Time & Date->General->Type (SNTP Settings)</p> <p>SIP VP-T49G/SIP-T48G/T48S:</p>

Section Header	Parameters and Default Value	Configuration Items on the Phone User Interface
[GUI]		Menu->Basic->Time& Date->General->Type (SNTP Settings) SIP-T46G/T46S/T29G: Menu->Basic->Time & Date->General->SNTP Settings SIP-T42G/T42S/T41P/T41S/T40P/T40G/T27 P/T27G/T23P/T23G/T21(P) E2/T19(P) E2/CP860: Menu->Settings->Basic Settings->Time & Date->SNTP Settings
	MSG_Text = 0 (not applicable to SIP-T58V/T58A/T56A IP phones)	Menu->Message->Text Message
	Main_Contacts = 0 (not applicable to SIP-T58V/T58A/T56A IP phones)	SIP VP-T49G/T48G/T48S/T46G/T46S/T42G/T42 S/T41P/T41S/T40P/T40G/T29G/T27P/T27G/ T23P/T23G/T21(P) E2/T19(P) E2/CP860: Menu->Directory
	SMS_Draftbox = 0 (not applicable to SIP-T58V/T58A/T56A IP phones)	Menu->Message->Text Message ->Draftbox
	SMS_Inbox = 0 (not applicable to SIP-T58V/T58A/T56A IP phones)	Menu->Message->Text Message ->Inbox
	SMS_NEW = 0 (not applicable to SIP-T58V/T58A/T56A IP phones)	Menu->Message->Text Message ->New Message
	SMS_Outbox = 0 (not applicable to SIP-T58V/T58A/T56A IP phones)	Menu->Message->Text Message ->Outbox
	SMS_Sentbox = 0 (not applicable to	Menu->Message->Text Message->

Section Header	Parameters and Default Value	Configuration Items on the Phone User Interface
[GUI]	SIP-T58V/T58A/T56A IP phones)	Sentbox
	Set_Adv = 0	SIP-T58V/T58A/T56A: Settings->Advanced SIP VP-T49G/SIP-T48G/T48S/T46G/T46S/T29G: Menu->Advanced SIP-T42G/T42S/T41P/T41S/T40P/T40G/T27P/T27G/T23P/T23G/T21(P) E2/T19(P) E2/CP860: Menu->Settings->Advanced Settings
	Set_Basic = 0	SIP-T58V/T58A/T56A: Settings->Basic SIP VP-T49G/SIP-T48G/T48S/T46G/T46S/T29G: Menu->Basic SIP-T42G/T42S/T41P/T41S/T40P/T40G/T27P/T27G/T23P/T23G/T21(P) E2/T19(P) E2/CP860: Menu->Settings->Basic Settings
	blacklist_list = 0	SIP-T58V/T58A/T56A:  -> Blacklist SIP VP-T49G/SIP-T48G/T48S/T46G/T46S/T42G/T42S/T41P/T41S/T40P/T40G/T29G/T27P/T27G/T23P/T23G/T21(P) E2/T19(P) E2/CP860: Menu->Directory->Blacklist
	call_info = 0 (not applicable to SIP-T58V/T58A/T56A IP phones)	SIP VP-T49G/T48G/T48S/T46G/T46S/T42G/T42S/T41P/T41S/T40P/T40G/T29G/T27P/T27G/T23P/T23G/T21(P) E2/T19(P) E2/CP860: Menu->History
	usb_record= 0 (only applicable to SIP-T48G/T48S/T46G/	Menu->USB

Section Header	Parameters and Default Value	Configuration Items on the Phone User Interface
[GUI]	T46S/T29G IP phones)	
	browse_usb_record= 0 (only applicable to SIP-T48G/T48S/T46G/T46S/T29G IP phones)	Menu->USB->Browse Audio
	browse_usb_storage= 0 (only applicable to SIP-T48G/T48S/T46G/T46S/T29G IP phones)	Menu->USB->Storage Space
	dhcptimezone = 0	SIP-T58V/T58A/T56A: Settings->Basic->Time & Date->DHCP Time SIP VP-T49G/SIP-T48G/T48S/T46G/T46S/T29G: Menu->Basic->Time & Date->DHCP Time SIP-T42G/T42S/T41P/T41S/T40P/T40G/T27P/T27G/T23P/T23G/T21(P) E2/T19(P) E2/CP860: Menu->Settings->Basic Settings->Time & Date->DHCP Time
	line_active = 0 (2 for SIP VP-T49G/CP860/W56P IP phones)	SIP-T58V/T58A/T56A: Settings->Advanced->Accounts->Account X->Activation SIP VP-T49G/SIP-T48G/T48S: Menu->Advanced->Account->Account X->Activation SIP-T46G/T46S/T29G: Menu->Advanced->Accounts->Account X->Activation SIP-T42G/T42S/T41P/T41S/T40P/T40G/T27P/T27G/T23P/T23G/T21(P) E2/T19(P) E2/CP860: Menu->Settings->Advanced Settings->Accounts->Account X->Activation CP860:

Section Header	Parameters and Default Value	Configuration Items on the Phone User Interface
[GUI]		Menu->Settings->Advanced Settings->Accounts->Account X ->Account Status
	local_contact_list = 0	SIP-T58V/T58A/T56A:  ->Local Directory SIP VP-T49G/SIP-T48G/T48S: Menu->Directory->All Contacts SIP-T46G/T46S/T42G/T42S/T41P/T41S/T40P/T40G/T29G/T27P/T27G/T23P/T23G/T21(P) E2/T19(P) E2/CP860: Menu->Directory->Local Directory
	remote_contact_list = 0	SIP-T58V/T58A/T56A:  ->Remote Phone Book SIP VP-T49G/SIP-T48G/T48S/T46G/T46S/T42G/T42S/T41P/T41S/T40P/T40G/T29G/T27P/T27G/T23P/T23G/T21(P) E2/T19(P) E2/CP860: Menu->Directory->Remote Phone book
	status = 0	SIP-T58V/T58A/T56A: Settings->Status SIP VP-T49G/T48G/T48S/T46G/T46S/T42G/T42S/T41P/T41S/T40P/T40G/T29G/T27P/T27G/T23P/T23G/T21(P) E2/T19(P) E2/CP860: Menu->Status
	dnd = 0	SIP-T58V/T58A/T56A: Settings->Features->DND SIP VP-T49G/T48G/T48S/T46G/T46S/T42G/T42S/T41P/T41S/T40P/T40G/T29G/T27P/T27G/T23P/T23G/T21(P) E2/T19(P) E2/CP860: Menu->Features->DND
	advanced_call_feature_default_account =0 (2 for SIP VP-T49G IP phones; only applicable	SIP-T58V/T58A/T56A: Settings->Features->Default Account SIP VP-T49G/SIP-T48G/T48S:

Section Header	Parameters and Default Value	Configuration Items on the Phone User Interface
[GUI]	to SIP-T58V/T58A/T56A/SIP VP-T49G/SIP-T48G/T48S/T46G/T46S/T29G IP phones)	Menu->Features->Default Account SIP-T46G/T46S/T29G: Menu->Features->Others->Default Account
	advanced_call_feature_general = 0 (1 for SIP VP-T49G IP phones; only applicable to SIP VP-T49G/SIP-T48G/T48S/T46G/T46S/T29G IP phones)	SIP VP-T49G/SIP-T48G/T48S: Menu->Features->General SIP-T46G/T46S/T29G: Menu->Features->Others->General
	advanced_call_feature_list = 0 (1 for SIP VP-T49G IP phones; only applicable to SIP-T58V/T58A/T56A/SIP VP-T49G/SIP-T48G/T48S/T46G/T46S/T29G IP phones)	SIP-T58V/T58A/T56A: Settings->Features SIP VP-T49G/SIP-T48G/T48S/T46G/T46S/T29G: Menu->Features
	date_and_time_general = 0 (only applicable to SIP-T58V/T58A/T56A/SIP VP-T49G/SIP-T48G/T48S/T46G/T46S/T29G IP phones)	SIP-T58V/T58A/T56A: Settings->Basic->Time &Date->General SIP VP-T49G/SIP-T48G/T48S/T46G/T46S/T29G: Menu->Basic->Time &Date->General
	reset_and_reboot_list = 0 (only applicable to SIP-T46G/T46S/T29G IP phones)	Menu->Advanced->Reset&Reboot
	display_wallpaper = 0 (1 for SIP VP-T49G IP	SIP-T58V/T58A/T56A:


Section Header	Parameters and Default Value	Configuration Items on the Phone User Interface
[GUI]	phones; only applicable to SIP-T58V/T58A/T56A/SIP VP-T49G/SIP-T48G/T48S/T46G/T46S/T29G IP phones)	Settings->Basic->Display->Wallpaper SIP VP-T49G/SIP-T48G/T48S/T46G/T46S/T29G: Menu->Basic->Display->Wallpaper
	display_dsskey_wallpaper = 0 (only applicable to SIP-T48G/T48S IP phones)	Menu->Basic->Display->DSSKey Wallpaper
	screensaver = 0 (only applicable to SIP-T48G/T48S/T46G/T46S/T29G IP phones)	Menu->Basic->Display->Screensaver
	camera_setting_interface = 00 (only applicable to SIP VP-T49G IP phones)	Menu->Basic->Camera Setting
	usb_interface = 00 (only applicable to SIP VP-T49G IP phones)	Menu->USB
	usb_browse_audio = 00 (only applicable to SIP VP-T49G IP phones)	Menu->USB->Browse Audio
	usb_browse_video = 00 (only applicable to SIP VP-T49G IP phones)	Menu->USB->Browse Video
	usb_browse_photo = 00 (only applicable to SIP VP-T49G IP phones)	Menu->USB->Browse Photo
	usb_storage_property = 00 (only applicable to SIP VP-T49G IP phones)	Menu->USB->Storage Space


Section Header	Parameters and Default Value	Configuration Items on the Phone User Interface
[GUI]	hdmi = 00 (only applicable to SIP VP-T49G IP phones)	Menu->Basic->HDMI
	video_setting_interface = 00 (only applicable to SIP VP-T49G IP phones)	Menu->Basic->Video Setting
	usb-record = 0 (only applicable to CP860 IP phones)	Menu->USB Record
	browserecordfiles = 0 (only applicable to CP860 IP phones)	Menu->USB Record->Playback Recording
	browseusbstorage = 0 (only applicable to CP860 IP phones)	Menu->USB Record->Storage Media Properties
	app_account = 0 (only applicable to SIP-T58V/T58A/T56A IP phones)	Settings->Basic->APP Accounts

Configuration Parameters for BroadSoft UC-One Version

The following table lists configuration items in the WebItemsLevel.cfg file for configurations only integrated with BroadSoft UC-One firmware version on the phone user interface of the SIP-T58V/T58A/T56A/SIP

VP-T49G/SIP-T48G/T48S/T46G/T46S/T42G/T42S/T41P/T41S/T40P/T40G/T29G/T27P/T27G/T23P/T23G/T21(P) E2/T19(P) E2/CP860 IP phones.

Section Header	Parameters and Default Value	Configuration Items on the Phone User Interface
[GUI]	broadsoft_contact_list = 1 (0 for SIP VP-T49G/CP860/ W56P IP phones)	SIP-T58V/T58A/T56A:  ->Network Directory SIP VP-T49G/SIP-T48G/T48S/T46G/T46S/T42G/ T42S/T41P/T41S/T40P/T40G/T29G/T27P/T2 7G/T23P/T23G/T21(P) E2/T19(P) E2/CP860:

Section Header	Parameters and Default Value	Configuration Items on the Phone User Interface
[GUI]		Menu->Directory->Network Directory
	broadsoft_calllog_list = 0	SIP-T58V:  ->Network CallLog SIP VP-T49G/SIP-T48G/T48S/T46G/T46S/T42G/T42S/T41P/T41S/T40P/T40GT29G/T27P/T27G/T23P/T23G/T21(P) E2/T19(P) E2/CP860: Menu->History->Network CallLog
	CallControl = 1 (0 for SIP VP-T49G/CP860/ W56P IP phones)	SIP-T58V: Settings->Features->Call Control SIP VP-T49G/SIP-T48G/T48S/T46G/T46S/T29G: Menu->Features->Call Control SIP-T42G/T42S/T41P/T41S/T40P/T40G/T27P/T27G/T23P/T23G/T21(P) E2/T19(P) E2/CP860: Menu->Call Control
	callcontrol_anywhere = 1 (11 for SIP VP-T49G/CP860/ W56P IP phones)	SIP-T58V: Settings->Features->Call Control->Anywhere SIP VP-T49G/SIP-T48G/T48S/T46G/T46S/T29G: Menu->Features->Call Control->Anywhere SIP-T42G/T42S/T41P/T41S/T40P/T40G/T27P/T27G/T23P/T23G/T21(P) E2/T19(P) E2/CP860: Menu->Call Control->Anywhere
	callcontrol_remoteoffice = 1 (11 for SIP VP-T49G/CP860/ W56P IP phones)	SIP-T58V/T58A/T56A: Settings->Features->Call Control->Remote Office SIP VP-T49G/SIP-T48G/T48S/T46G/T46S/T29G: Menu->Features->Call Control->Remote Office SIP-T42G/T42S/T41P/T41S/T40P/T40G/T27P/T27G/T23P/T23G/T21(P) E2/T19(P)

Section Header	Parameters and Default Value	Configuration Items on the Phone User Interface
[GUI]		E2/CP860: Menu->Call Control->Remote Office
	callcontrol_dnd= 1 (11 for SIP VP-T49G/CP860/ W56P IP phones)	SIP-T58V/T58A/T56A: Settings->Features->Call Control->Do not Disturb SIP VP-T49G/SIP-T48G/T48S/T46G/T46S/T29G: Menu->Features->Call Control->Do not Disturb SIP-T42G/T42S/T41P/T41S/T40P/T40G/T27P/T27G/T23P/T23G/T21(P) E2/T19(P) E2/CP860: Menu->Call Control->Do Not Disturb
	callcontrol_simultaneous ring = 1 (11 for SIP VP-T49G/CP860/ W56P IP phones)	SIP-T58V/T58A/T56A: Settings->Features->Call Control->Simultaneous Ring Personal SIP VP-T49G/SIP-T48G/T48S/T46G/T46S/T29G: Menu->Features->Call Control->Simultaneous Ring Personal SIP-T42G/T42S/T41P/T41S/T40P/T40G/T27P/T27G/T23P/T23G/T21(P) E2/T19(P) E2/CP860: Menu->Call Control->Simultaneous Ring Personal
	callcontrol_mobility = 1 (not applicable to SIP-T58V/T58A/T56A/SIP VP-T49G/CP860/W56P IP phones)	SIP-T48G/T48S/T46G/T46S/T29G: Menu->Features->Call Control->Mobility SIP-T42G/T42S/T41P/T41S/T40P/T40G/T27P/T27G/T23P/T23G/T21(P) E2/T19(P) E2: Menu->Call Control->Mobility
	callcontrol_group_night_forward = 1 (not applicable to SIP-T58V/T58A/T56A/SIP VP-T49G/CP860/W56P)	SIP-T48G/T48S/T46G/T46S/T29G: Menu->Features->Call Control->Group Night Forward SIP-T42G/T42S/T41P/T41S/T40P/T40G/T27P/T27G/T23P/T23G/T21(P) E2/T19(P) E2: Menu->Call Control->Group Night Forward

Section Header	Parameters and Default Value	Configuration Items on the Phone User Interface
[GUI]	IP phones)	
	callcontrol_callwaiting = 1 (not applicable to SIP-T58V/T58A/T56A/SIP VP-T49G/CP860/W56P IP phones)	SIP-T48G/T48S/T46G/T46S/T29G: Menu->Features->Call Control->Call Waiting SIP-T42G/T42S/T41P/T41S/T40P/T40G/T27P/T27G/T23P/T23G/T21(P) E2/T19(P) E2: Menu->Call Control->Call Waiting
	callcontrol_forward_selective = 1 (not applicable to SIP-T58V/T58A/T56A/SIP VP-T49G/CP860/W56P IP phones)	SIP-T48G/T48S/T46G/T46S/T29G: Menu->Features->Call Control->Call Forward SIP-T42G/T42S/T41P/T41S/T40P/T40G/T27P/T27G/T23P/T23G/T21(P) E2/T19(P) E2: Menu->Call Control->Call Forward
	callcontrol_executive = 1 (not applicable to SIP-T58V/T58A/T56A/SIP VP-T49G/CP860/W56P IP phones)	SIP-T48G/T48S/T46G/T46S/T29G: Menu->Features->Call Control->Executive SIP-T42G/T42S/T41P/T41S/T40P/T40G/T27P/T27G/T23P/T23G/T21(P) E2/T19(P) E2: Menu->Call Control->Executive
	callcontrol_securityclassification = 1 (not applicable to SIP-T58V/T58A/T56A/SIP VP-T49G/CP860/W56P IP phones)	SIP-T48G/T48S/T46G/T46S/T29G: Menu->Features->Call Control->Security Classification SIP-T42G/T42S/T41P/T41S/T40P/T40G/T27P/T27G/T23P/T23G/T21(P) E2/T19(P) E2: Menu->Call Control->Security Classification
	callcontrol_executive_assistant = 1 (not applicable to SIP-T58V/T58A/T56A/SIP VP-T49G/CP860/W56P IP phones)	SIP-T48G/T48S/T46G/T46S/T29G: Menu->Features->Call Control->Executive-Assistant SIP-T42G/T42S/T41P/T41S/T40P/T40G/T27P/T27G/T23P/T23G/T21(P) E2/T19(P) E2: Menu->Call Control->Executive-Assistant
	callcontrol_hidenumbers	SIP-T58V/T58A/T56A:

Section Header	Parameters and Default Value	Configuration Items on the Phone User Interface
[GUI]	= 1 (11 for SIP VP-T49G/CP860/ W56P IP phones)	Settings->Features->Call Control->Hide Number SIP VP-T49G/SIP-T48G/T48S/T46G/T46S/T29G: Menu->Features->Call Control->Hide Number SIP-T42G/T42S/T41P/T41S/T40P/T40G/T27 P/T27G/T23P/T23G/T21(P) E2/T19(P) E2/CP860: Menu->Call Control->Hide Number
	callcontrol_anonymousejection = 1 (11 for SIP VP-T49G/CP860/ W56P IP phones)	SIP-T58V/T58A/T56A: Settings->Features->Call Control->Anonymous Rejection SIP VP-T49G/SIP-T48G/T48S/T46G/T46S/T29G: Menu->Features->Call Control->Anonymous Rejection SIP-T42G/T42S/T41P/T41S/T40P/T40G/T27 P/T27G/T23P/T23G/T21(P) E2/T19(P) E2/CP860: Menu->Call Control->Anonymous Rejection
	callcontrol_initialacdstate = 1 (11 for SIP VP-T49G/CP860/ W56P IP phones, not applicable to SIP-T58V/T58A/T56A IP phones)	SIP VP-T49G/SIP-T48G/T48S/T46G/T46S/T29G: Menu->Features->Call Control->Initial ACD State SIP-T42G/T42S/T41P/T41S/T40P/T40G/T27 P/T27G/T23P/T23G/T21(P) E2/T19(P) E2/CP860: Menu->Call Control->Initial ACD State
	callcontrol_setacdstate = 1 (11 for SIP VP-T49G/CP860/ W56P IP phones, not applicable to SIP-T58V/T58A/T56A IP	SIP VP-T49G/SIP-T48G/T48S/T46G/T46S/T29G: Menu->Features->Call Control->ACD State SIP-T42G/T42S/T41P/T41S/T40P/T40G/T27 P/T27G/T23P/T23G/T21(P) E2/T19(P) E2/CP860: Menu->Call Control->ACD State

Section Header	Parameters and Default Value	Configuration Items on the Phone User Interface
[GUI]	phones)	
	callcontrol_securityclassification = 0 (not applicable to SIP-T58V/T58A/T56A/SIP VP-T49G/CP860/W56P IP phones)	SIP-T48G/T48S/T46G/T46S/T29G: Menu->Features->Call Control->Security Classification SIP-T42G/T42S/T41P/T41S/T40P/T40G/T27P/T27G/T23P/T23G/T21(P) E2/T19(P) E2/CP860: Menu->Call Control->Security Classification

Configuration Parameters of Handset User Interface

The following table lists configuration items in the WebItemsLevel.cfg file with associated configurations on the handset user interface of the W56P IP DECT phones:

Section Header	Parameters and Default Value	Configuration Items on the Handset User Interface
[GUI]	Menu_Status = 0	OK->Status
	Base = 0	OK->Status->Base
	Handset = 0	OK->Status->Handset
	LineStatus = 0	OK->Status->Line Status
	Menu_Intercom = 0	OK->Intercom
	Intercom_HSXS = 0	OK->Intercom->Handset X
	Intercom_ALLHS = 0	OK->Intercom->All HS
	Menu_VoiceMail = 0	OK->Voice Mail
	Play_Message = 0	OK->Voice Mail->Play Message
	Set_Voice_Mail = 0	OK->Voice Mail->Set Voice Mail
	Set_Key_1 = 0	OK->Voice Mail->Set Key 1
	Menu_CallFeatures = 0	OK->Call Features
	CallForward = 0	OK->Call Features->Call Forward
	AlwaysForward= 0	OK->Call Features->LineX->Always(Disable/Enable)
	BusyForward= 0	OK->Call Features->LineX->Busy(Disable/Enable)

Section Header	Parameters and Default Value	Configuration Items on the Handset User Interface
[GUI]	NoAnswerForward= 0	OK-> Call Features->LineX->No Answer(Disable/Enable)
	DND= 0	OK->Call Features->Do Not Disturb
	CallWaiting= 0	OK->Call Features->Call Waiting
	AnonymousRejection = 0	OK->Call Features->Anon.Call Rejection
	AnonymousCall = 0	OK->Call Features->Anonymous Call
	Menu_Directory = 0	OK->Directory
	Local_Contact_List= 0	OK->Directory->Local Directory
	Remote_Contact_List= 0	OK->Directory->Remote Dir
	Broadsoft_Contact_List= 0	OK->Directory->Network Directory
	LDAP_Contact_List= 0	OK->Directory->LDAP
	Menu_Settings = 0	OK->Settings
	DateTime = 0	OK->Settings->Date & Time
	Audio = 0	OK->Settings->Audio
	Advisory_Tones = 0	OK->Settings->Audio->Advisory Tones
	Ring_Tones = 0	OK->Settings->Audio->Ring Tones
	Volume = 0	OK->Settings->Audio->Ring Tones->Volume
	Melodies = 0	OK->Settings->Audio->Ring Tones->Melodies
	Display = 0	OK->Settings->Display
	Screen_Saver = 0	OK->Settings->Display->Screen Saver
	Wallpaper = 0	OK->Settings->Display->Wallpaper
	Display_Backlight = 0	OK->Settings->Display->Display Backlight
	Keypad_Light = 0	OK->Settings->Display->Keypad Light
	Time_Formate = 0	OK->Settings->Display->Time Format
	Date_Formate = 0	OK->Settings->Display->Date Format
	Input_Method = 0	OK->Settings->Display->Input Method
	Shortcut = 0	OK->Settings->Shortcut

Section Header	Parameters and Default Value	Configuration Items on the Handset User Interface
[GUI]	Soft_Left = 0	OK->Settings->Shortcut->History
	Soft_Right = 0	OK->Settings->Shortcut->Line Status
	Up = 0	OK->Settings->Shortcut->Intercom
	Down = 0	OK->Settings->Shortcut->Directory
	Left = 0	OK->Settings->Shortcut->Volume-
	Right = 0	OK->Settings->Shortcut->Volume+
	Language = 0	OK->Settings->Language
	Registration = 0	OK->Settings->Registration
	Register_Handset = 0	OK->Settings->Registration->Register Handset
	De_reg_Handset = 0	OK->Settings->Registration->De-reg. Handset
	Select_Base = 0	OK->Settings->Registration->Select Base
	Telephony = 0	OK->Settings->Telephony
	Auto_Answer = 0	OK->Settings->Telephony->Auto Answer
	Auto_Intercom = 0	OK->Settings->Telephony->Auto Intercom
	Default_Line = 0	OK->Settings->Telephony->Default Line
	Incoming_Lines = 02	OK->Settings->Telephony->Incoming Lines
	Speed_Dial = 0	OK->Settings->Telephony->Speed Dial
	Blacklist = 0	OK->Settings->Telephony->Caller Blacklist
	SystemSettings= 0	OK->Settings->System Settings
	Network = 0	OK->Settings->System Settings->Network
	Handset_Reset = 0	OK->Settings->System Settings->Handset Reset
	Change_Base_PIN = 02	OK->Settings->System Settings->Change Base PIN
	Base_Reset_Local_Cfg = 02	OK->Settings->System Settings->Base Reset

Section Header	Parameters and Default Value	Configuration Items on the Handset User Interface
[GUI]	Base_Restart = 02	OK->Settings->System Settings->Base Restart
	Auto_Provision = 02	OK->Settings->System Settings->Auto Provision
	RPS = 02	OK->Settings->System Settings->RPS
	Eco_Mode_Plus = 02	OK->Settings->System Settings->Eco Mode+
	Eco_Mode = 0	OK->Settings->System Settings->Eco Mode
	Repeater_Mode = 02	OK->Settings->System Settings->Repeater Mode
	HandsetName= 0	OK->Settings->Handset Name
	UpgradeFirmware= 2	OK->Settings->Upgrade Firmware
	Menu_History = 0	OK->History
	All_Calls= 0	OK->History->All Calls
	Missed_Calls= 0	OK->History->Outgoing Calls
	Outgoing_Calls= 0	OK->History->Missed Calls
	Accepted_Calls= 0	OK->History->Accepted Calls
	Menu_Usermode = 0	OK->User Mode

Appendix-B : Sample Configuration Files

SIP-T58V/T58A/T56A IP Phones

The default configuration item settings in factory WebItemsLevel.cfg for SIP-T58V/T58A/T56A IP phones running firmware version 80 or later are:

```
[ Status-Menu ]
Status-Basic  = 0
Status-RTP   = 0
Status-TalkStats = 0

[ Status ]
version = 0
network = 0
IPv4 = 0
IPv6 = 0
NetworkCommon = 0
AccountStatus = 0
Ext = 0

[ RTP-Status ]
rtcp-status = 12

[ Talk-Stats ]
talk-stats = 12

[ Account ]
account-register = 0
account-basic = 0
account-codec = 0
account-adv = 2

[ Account-Register ]
switch-account = 0
account_status = 0
line_active = 0
account_label = 0
display_name = 0
register_name = 01
user_name = 01
account_password = 01
```

```
enabled-outbound-proxy-server = 2
outbound-proxy-server = 2
transport-item = 2
backup-outbound-proxy-server = 2
proxy-fallback-interval = 2
NAT_traversal = 2
sip_server = 2
```

[Account-Basic]

```
switch-account = 0
proxy_require = 2
send_anonymous = 1
anonymous_rejection_enabled = 0
anonymous_call_enabled = 0
anonymous_call_OnCode = 1
anonymous_call_OffCode = 1
send_anonymous_rejection_code = 0
anonymous_rejection_OnCode = 1
anonymous_rejection_OffCode = 1
misscall-log = 0
auto-answer = 0
ring-type = 0
AccountBasicACBOnCode = 0
AccountBasicACBOffCode = 0
```

[Account-Codec]

```
switch-account = 0
codecs-group = 0
```

[Account-Adv]

```
switch-account = 0
UDP_keep-alive = 2
local-SIP-port = 2
rport = 2
sip-session-timer = 2
subscribe-period = 2
DTMF_items = 2
reliable_retransmission = 2
subscribe-register = 2
MWI-items = 2
voice_mail = 2
voice_mail_display = 2
caller-ID-header = 2
use-session-timer = 2
```

```
session-timer = 2
session-refresher = 2
user-equal-phone = 2
voice-encryption = 2
ptime-item = 2
share-line = 2
Call-Pull-Feature-Access-Code = 2
dialog-info-call-pickup = 2
BLF-list-URI = 2
BlfListCode = 2
BLFListBargeInCode = 2
BLF-List-Retrieve-Code = 2
BLA-number = 2
BLA-subscription-period = 2
SIP-send-MAC = 2
SIP-send-line = 2
SIP-Reg-retry-timer = 2
enable-signal-encode = 2
conference-type = 2
conference-uri = 2
ACD-subscrip-period = 2
Earlymedia = 2
SIPServerType = 2
Music-ServerURI = 2
Direct-Call-Pickup-Code = 2
Group-Call-Pickup-Code = 2
Distinctive-Ring-Tones = 2
UnregisterOnReboot = 2
Out-Dialog-BLF = 2
RTCP-Collector-Name = 2
RTCP-Collector-Address = 2
RTCP-Collector-Port = 2
Number-Of-Linekey = 2
AdvCPSource = 2
SRTP-Auth-Tag = 2
AdvCallParkNumber = 2
```

[Network]

```
network-basic = 0
network-pcport = 0
network-advanced = 2
shotlevel = 0
```

[Network-Basic]


```
ipaddress-mode = 0
ipv4config = 0
ipv6config = 0
wan-ppoe = 0

[ Network-PCPort ]
pcport-active = 0

[ Network-Advanced ]
LLDP-items = 2
CDP-items = 2
VLAN-items = 2
NAT-items = 2
port-link = 2
voice-QoS = 2
local-RTP-port = 2
web-server = 2
8021x = 2
span-to-pc-port = 2
reg-surge-prev = 2
ICMPv6_Status = 2
open-VPN = 2
reserve-port = 2

[ DSSKey ]
linekey = 0
programmablekey = 0
extkey = 0

[ LineKey ]
line-key = 0
Enable-Page-Tips = 0

[ ProgramKey ]
programmable-key = 0

[ ExtKey ]
ext-key = 0

[ Features ]
features-forward = 0
features-general = 0
features-audio = 0
features-intercom = 0
```

```
features-transfer = 0
features-callpickup = 0
features-remote = 2
features-phonelock = 0
features-acd = 2
features-sms = 0
features-actionurl = 2
features-bluetooth = 0
features-powerled = 0
features-notifypop = 0
features-doorphone = 0

[ Features-Doorphone ]
switch_list = 0
device_model = 0
display_name = 0
phone_number = 0
unlock_pin = 0
full_screen = 0
send_audio = 0
send_video = 0

[ Forward&DND ]
head-forward = 0
forward-mode = 0
forward-account = 0
always-forward = 0
always-forward-enabled = 0
always-forward-target = 0
always-forward-OnCode = 0
always-forward-OffCode = 0
busy-forward = 0
busy-forward-enabled = 0
busy-forward-target = 0
busy-forward-OnCode = 0
busy-forward-OffCode = 0
NoAnswer-forward = 0
NoAnswer-forward-enabled = 0
NoAnswer-forward-ringtimes = 0
NoAnswer-forward-target = 0
NoAnswer-forward-OnCode = 0
NoAnswer-forward-OffCode = 0
DND = 0
DND-Emergency = 0
```

DND-Authorized-Numbers = 0
DND-mode = 0
DND-account = 0
DND-Status = 0
DND-OnCode = 0
DND-OffCode = 0

forward-emergency = 0
forward-authorized-numbers = 0

[General-Information]
call_waiting = 0
auto-redial = 0
auto_redial_interval = 0
auto_redial_times = 0
key_as_send = 0
reserve-pound = 2
hotline-number = 0
hotline-delay = 0
busytone_delay = 0
return-code-refuse = 0
return-code-DND = 0
call_completion = 0
feature-key-synchronisation = 0
TimeOut-for-DialNow = 0
RFC-2543-Hold = 2
use-outbound-in-dialog = 2
IsDeal-180 = 2
logon-wizard = 2
PswPrefix = 0
PswLength = 0
PswDial = 0
SaveCallHistory = 2
SuppressDTMFDisplay = 1
SuppressDTMFDisplayDelay = 1
play-local-DTMF-tone = 0
DTMFRepetition = 0
MulticastCodec = 0
PlayHoldTone = 0
PlayHoldToneDelay = 0
AllowMute = 0
DualHeadset = 0
AutoAnswerDelay = 0
HeadsetPrior = 0

DTMFReplaceTran = 0
TranSendDTMF = 1
SendPoundKey = 0
FwdInternational = 0
Diversion-History-Info = 1
blf-led-mode = 0
ReLogOffTime = 2
call-number-filter = 0
allow-IP-call = 0
IP-direct-auto-answer = 0
callog-show-num = 0
voicemail-tone = 0
DHCP-hostname = 0
EnableAutoFavorite = 0
reboot-in-talking = 0
Hide-Feature-Access-Codes = 0
display-method-on-dialing = 2
callog-show-num = 0
auto-linekeys = 1
sip-trust-control = 2
enable-auto-answer-tone = 0

[Features-Audio]

call-waiting-tone = 0
button-sound = 0
redial_tone = 0
send-sound = 0
headset-send-volume = 1
handset-send-volume = 1
handfree-send-volume = 1
Ringer_Dev = 0

[Features-Intercom]

allow-intercom = 0
intercom-mute = 0
intercom-tone = 0
intercom-barge = 0

push-to-talk-mode

[Features-Transfer]

semi-attend-transfer = 0
blind-tran-onhook = 0
Semi-Attend-Trans-OnHook = 0

transfer-on-conference-hang-up = 0

TransferModeViaDsskey = 0

[Features-Callpickup]

Call-Pickup = 0

[Features-Remote]

ActionURLLimitIP = 2

[Features-Lock]

Lock_Enable = 0

keyboard_lock = 0

Phone_Unlock_PIN = 0

Phone_lock_time_out = 0

emergency_setting = 0

[Features-ActionURL]

setup-complete = 2

log-on = 2

log-off = 2

register-fail = 2

off-hook = 2

on-hook = 2

incoming-call = 2

outgoing-call = 2

call-establish = 2

Call-Terminated = 2

DND-On = 2

DND-Off = 2

Forward-On-Code = 2

Forward-Off-Code = 2

Busy-Forward-On = 2

Busy-Forward-Off = 2

No-Answer-Forward-On = 2

No-Answer-Forward-Off = 2

TransferCall = 2

Blind-transfer-call = 2

Attended-transfer-call = 2

Hold = 2

Unhold = 2

Mute = 2

Unmute = 2

Missed-call = 2

IPChange = 2

IdletoBusy = 2
BusytoIdle = 2
RejectIncomingCall = 2
AnswerNewInCall = 2
TransferFailed = 2
TransferFinished = 2
ForwardIncomingCall = 2
UCServer = 2
ReportIP = 2
AutopFinish = 2
OpenCallWait = 2
CloseCallWait = 2
Headset = 2
Handfree = 2
CancelCallOut = 2
RemoteBusy = 2
CallRemoteCanceled = 2
Held = 2
Unheld = 2

[Features-Bluetooth]
bluetooth-active = 0

[Features-PowerLED]
common-power-light-on = 0
ring-power-light-flash = 0
mail-power-light-flash = 0
mute-power-light-flash = 0
hold-power-light-flash = 0
talk-power-light-flash = 0

[Features-NotifyPop]
Display-Voice-Mail-Popup = 0
Display-Missed-Call-Popup = 0
Display-Forward-Call-Popup = 0

[Settings]
settings-preference = 0
settings-datetime = 0
settings-calldisplay = 0
settings-upgrade = 0
settings-autop = 2
settings-config = 0
settings-dialplan = 2

```
settings-voice = 2
settings-ring = 2
settings-tones = 2
settings-softkey = 2
settings-tr069 = 2
settings-voicemonitoring = 2
settings-sip = 2
settings-video = 0
settings-powersaving = 0
```

[settings-powersaving]

```
enable = 0
office_Monday = 0
office_Tuesday = 0
office_Wednesday = 0
office_Thursday = 0
office_Friday = 0
office_Saturday = 0
office_Sunday = 0
office_timeout = 0
off_timeout = 0
user_input_ext_timeout = 0
```

[Settings-Preference]

```
web-language = 0
live-dialpad = 0
inter-digit-time = 0
backlight = 0
BacklightTime = 0
contrast_ctrl = 0
watchdog = 2
ring_type_setting = 0
Wallpaper = 0
ExpWallpaper = 0
```

[Settings-PowerSaving]

```
enable = 0
office_timeout = 0
off_timeout = 0
user_input_ext_timeout = 0
office_hour = 0
office_Monday = 0
office_Tuesday = 0
office_Wednesday = 0
```

```
office_Thursday = 0
office_Friday = 0
office_Saturday = 0
office_Sunday = 0
idle_timeout = 0

[ Time&Date ]
DHCP-Time = 0
time_zone = 0
NTP_priority = 0
prim_server = 0
sec_server = 0
update_interval = 0
daylight-time = 0
time_type = 0
daylight_date= 0
offset = 0
manual-time = 0
manual-time-settings = 0
time_format_setting = 0
date_format_setting = 0
location = 0

daylight_week =0
daylight_day =0

[ Settings-CallDisplay ]
Incoming-Call-Ringer-Animation = 0
Call-Display-Method = 0

[ Settings-Upgrade ]
version_info = 0
reset_to_factory = 2
reboot_device = 0
upgrade_firmware = 0

version_info = 0
reset = 0
reset_local_settings = 0
reset_nonstatic_settings = 0
reset_static_settings = 2
reset_userdata = 0
reset_to_factory = 0
reset_built_in_sdcard = 0
```



```
reboot_device = 0
upgrade_firmware = 0

[ Settings-AutoProvision ]
pnp-active = 2
dhcp-active = 2
custom-option = 2
DHCP-Option-Value = 2
server-URL = 2
account = 2
password = 2
common-AES-key = 2
MAC-Oriented-AES-key = 2
zero_active = 2
wait_time = 2
poweron-active = 2
repeatedly-active = 2
repeat-interval = 2
weekly-active = 2
autop-time = 2
day-of-week = 2
btn-autop-now = 2
attempt-expired-time = 2

flexible-switch = 2
flexible-interval = 2
flexible-autoptime = 2

[ Settings-Config ]
opt-configfile = 0
opt-factory-configfile = 0
export-cfg-config-file = 0
import-cfg-config-file = 0
pcap_trace = 0
syslog = 1
SystemLogLevel = 2
local-configfile = 1

[ Settings-DialPlan ]
replace-rule = 0
dial-now = 0
area-code = 0
block-out = 0
```

```
replace-rule-control = 0
dial-now-control = 0
area-code-control = 0
block-out-control = 0

[ Settings-Voice ]
echo-cancellation = 2
jitter-buffer = 2

[ Settings-Ring ]
personal-ring = 2

[ Settings-Tones ]
tone-items = 2

[ Softkey ]
Custom_SoftKey = 2
SoftKey_Type = 2
SoftKey_Select = 2

[ TR069 ]
head = 2
EnableTR069 = 2
ACSUsername = 2
ACSPassword = 2
ACSURL = 2
EnablePeriodicInform = 2
PeriodicInformInterval = 2
RequestUsername = 2
RequestPassword = 2

[ Settings-VoiceMonitoring ]
RTCP-Session-Report = 2
RTCP-Interval-Report = 2
RTCP-Interval-Period = 2
RTCP-Warning-Moslq = 2
RTCP-Critical-Moslq = 2
RTCP-Warning-Delay = 2
RTCP-Critical-Delay = 2
Display-VQReport-On-Web = 2
Display-VQReport-On-UI = 2
RTCP-Report-Options = 2

[ Settings-SIP ]
```

```
sip-session-timer = 2
local-SIP-port = 2
TLS-SIP-Port = 2

[ Settings-Video ]
video-active = 0

[ Contacts ]
contacts-basic = 0
contacts-remote = 1
contacts-callinfo = 0
contacts-LDAP = 1
contacts-broadsoft = 0
contacts-multicastIP = 1
contacts-favorite = 0

[ LocalPhoneBook ]
contact-list = 0
all-contacts-control = 0
import-export-contacts = 0
btnImportCSV = 0
btnExportCSV = 0
btnImportXML = 0
btnExportXML = 0
opt-contacts = 0

[ Contacts-Remote ]
remote-phonebook-list = 1
SRemoteNameEnable = 1
SRemoteNameFlashTime = 1

[ PhoneCallInfo ]
call-control = 0
dialed-list-title = 0
dialed-list-content = 0
missed-list-title = 0
missed-list-content = 0
received-list-title = 0
received-list-content = 0
forwarded-list-title = 0
forwarded-list-content = 0

[ LDAP ]
enable-LDAP = 0
```

LDAP-name-filter = 0
LDAP-number-filter = 0
LDAP-TLS-Mode = 0
server-address = 0
port = 0
base = 0
user-name = 0
password = 0
maxhits = 0
LDAP-name-attributes = 0
LDAP-number-attributes = 0
LDAP-display-name = 0
protocol = 0
LDAP-lookup-for-incoming-call = 0
LDAP-lookup-for-callout = 0
LDAP-sorting-results = 0

[Contacts-Broadsoft]

Directotries = 1
XSI = 1

[MulticastIP]

Receive_Priority = 1
MulticastIPConfig = 1
PagePriorityActive = 1
PagingList = 1

[Contacts-Favorite]

super-search = 0

[Security]

password = 0
trusted_cert = 2
server_cert = 2

[TrustCerts]

trust-certs-records = 2
btn-delete-certs = 2
only-accept-trusted-certs = 2
upload-trust-certs = 2
common-name-validation = 2
ca-certs = 2

[ServerCerts]

```
server-certs-records = 2
server-certs-upload = 2
server-certs-device-cert = 2

[ HiddenSetting ]
custom-factory-config = 2
DND-Active = 2
Forward-Active = 2
Broadsoft-Active = 2
Redirect-Active = 2
pushxml = 2

Metaswitch-Active = 0
Metaswitch-Login-Mode = 0
user-agent = 0

[ GUI ]
status = 0
status_list= 0
Status_IP = 0
Status_IPv6 = 0
Status_MAC = 0
Status_HW = 0
network = 0
Status_More_Phone = 0
Status_More_Account = 0
Status_More_RTP = 0
status_general = 0

features= 0
CallControl = 1
callcontrol_anywhere = 1
callcontrol_remoteoffice = 1
callcontrol_forward = 1
always-forward = 0
busy-forward = 0
NoAnswer-forward = 0
callcontrol_dnd = 1
callcontrol_hidenummer = 1
callcontrol_anonymousrejection = 1
callcontrol_simultaneousring = 1
call_waiting = 0
DSSKey = 0
key_as_send = 0
```

```
hotline-number = 0
Features_Anonymous = 0
Features_AutoRD = 0
intercom = 0
call_completion = 0
history_save = 2
multipaginglist = 2
time_zone = 0
Basic_Time_Manual = 0
display = 0
sound = 0
key_tone = 0
ring_type_setting = 0
unlock_pin = 0
bluetooth = 0
wifi = 12
account_label = 0
display_name = 0
register_name = 01
user_name = 01
account_password = 01
sip_server = 2
enabled-outbound-proxy-server = 2
outbound-proxy-server = 2
proxy-fallback-interval = 01
STUN_server = 2
auto-Answer = 0
Adv_Network = 0
wan_port_title = 0
VLAN-items = 2
wanport = 0
pcport = 2
dhcpvlan = 2
web-server = 2
8021x = 2
open-VPN = 2
open-lldp = 2
network_cdp = 2
network_nat = 2
keyboard_lock = 0
Adv_Reboot = 0
Adv_ResetToFac = 2
password = 0
Adv_AES = 02
```

```
autoprovision = 2
international-forward = 2
MSG_Voice = 0
viewvoicemail = 0
setvoicemail = 0
usermodeentry = 0
NAT_traversal = 2
callcontrol_initialacdstate = 1
callcontrol_setacdstate = 1
Main_Contacts = 0
local_contact_list = 0
remote_contact_list = 0
broadsoft_contact_list = 1
blacklist_list = 0
call_info = 0
local_call_log_list = 0
Adv_Account = 0
Basic_LANG = 0
Basic_Setting_BackLight = 0
Basic_Time_Format = 0
Basic_Time_SNTP = 0
Set_Adv = 0
Set_Basic = 0
dhcptimezone = 0
line_active = 0
dnd = 0
advanced_call_feature_default_account = 0
advanced_call_feature_list = 0
broadsoft_callog_list = 0
date_and_time_general = 0
phone_setting_list = 0
reset_and_reboot_list = 0
bluetooth = 0
display_wallpaper = 0
usb_interface = 0
usb_browse_audio = 0
usb_browse_video = 0
usb_browse_photo = 0
usb_storage_property = 0
app_account = 0
ResetLocalConfig = 02
reset_configuration = 02
```

SIP VP-T49G IP Phones

The default configuration item settings in factory WebItemsLevel.cfg for SIP VP-T49G IP phones running firmware version 51.80.0.108 or later are:

```
[ Status-Menu ]
Status-Basic  = 0
Status-RTP   = 0
Status-TalkStats = 0

[ Status ]
version = 0
network = 0
IPv4 = 0
IPv6 = 0
NetworkCommon = 0
AccountStatus = 0
Ext = 0

[ RTP-Status ]
rtcp-status = 11

[ Talk-Stats ]
talk-stats = 0

[ Account ]
account-register = 0
account-basic = 0
account-codec = 0
account-adv = 0
account-direct=0

[ Account-Register ]
switch-account = 0
account_status = 0
line_active = 0
account_label = 0
display_name = 0
register_name = 01
user_name = 01
account_password = 2
enabled-outbound-proxy-server = 01
outbound-proxy-server = 01
```



```
transport-item = 2
backup-outbound-proxy-server = 01
NAT_traversal = 2
sip_server = 2
proxy-fallback-interval = 01
```

[Account-Basic]

```
switch-account = 0
proxy_require = 0
send_anonymous = 1
anonymous_call_enabled = 0
anonymous_call_OnCode = 1
anonymous_call_OffCode = 1
anonymous_rejection_enabled = 0
send_anonymous_rejection_code = 0
anonymous_rejection_OnCode = 1
anonymous_rejection_OffCode = 1
misscall-log = 0
auto-answer = 0
ring-type = 0
```

[Account-Codec]

```
switch-account = 0
codecs-group = 0
```

[Account-Adv]

```
switch-account = 0
UDP_keep-alive = 2
local-SIP-port = 2
rport = 2
sip-session-timer = 2
subscribe-period = 2
DTMF_items = 2
reliable_retransmission = 2
MWI-items = 2
voice_mail = 0
voice_mail_display = 2
caller-ID-header = 2
use-session-timer = 2
session-timer = 2
session-refresher = 2
user-equal-phone = 2
voice-encryption = 2
ptime-item = 2
```

```
share-line = 2
Call-Pull-Feature-Access-Code = 2
dialog-info-call-pickup = 2
BLF-list-URI = 2
BlfListCode = 2
BLFListBargeInCode = 2
BLF-List-Retrieve-Code = 2
BLA-number = 2
BLA-subscription-period = 2
SIP-send-MAC = 2
SIP-send-line = 2
SIP-Reg-retry-timer = 2
conference-type = 2
conference-uri = 2
Earlymedia = 2
SIPServerType = 2
Music-ServerURI = 2
Direct-Call-Pickup-Code = 2
Group-Call-Pickup-Code = 2
Distinctive-Ring-Tones = 2
UnregisterOnReboot = 2
Out-Dialog-BLF = 2
RTCP-Collector-Name = 2
RTCP-Collector-Address = 2
RTCP-Collector-Port = 2
Number-Of-Linekey = 1
subscribe-register = 2
```

[Network]

```
network-basic = 0
network-pcport = 0
network-advanced = 0
network-wifi = 0
shotlevel = 0
```

[Network-Basic]

```
ipaddress-mode = 2
ipv4config = 2
ipv6config = 2
wan-ppoe = 2
```

[Network-PCPort]

```
pcport-active = 0
```

[Network-Advanced]

LLDP-items = 2
CDP-items = 2
VLAN-items = 2
NAT-items = 2
port-link = 2
voice-QoS = 2
web-server = 2
8021x = 2
span-to-pc-port = 2
reg-surge-prev = 2
ICMPv6_Status = 2
open-VPN = 2
reserve-port = 0

[Network-Wifi]

wifi-active = 2
wifi-list = 2
wifi-label = 2
wifi-ssid = 2
wifi-mode = 2
wifi-type = 2
wifi-psk = 2

wifi-edit = 2
wifi-status-detection-timeout = 0

[DSSKey]

memorykey = 0
linekey = 0
programmablekey = 0
extkey = 0

[MemoryKey]

memory-key = 0

[LineKey]

line-key = 0
Enable-Page-Tips = 0
Label-Length = 0

[ProgramKey]

programmable-key = 0

[ExtKey]

ext-key = 0

[Features]

features-forward = 0

features-general = 0

features-audio = 0

features-intercom = 0

features-transfer = 0

features-callpickup = 0

features-remote = 0

features-phonelock = 0

features-actionurl = 0

features-bluetooth = 0

features-powered = 0

features-notifypop = 0

[Forward&DND]

head-forward = 0

forward-mode = 0

forward-account = 0

always-forward = 0

always-forward-enabled = 0

always-forward-target = 0

always-forward-OnCode = 0

always-forward-OffCode = 0

busy-forward = 0

busy-forward-enabled = 0

busy-forward-target = 0

busy-forward-OnCode = 0

busy-forward-OffCode = 0

NoAnswer-forward = 0

NoAnswer-forward-enabled = 0

NoAnswer-forward-ringtimes = 0

NoAnswer-forward-target = 0

NoAnswer-forward-OnCode = 0

NoAnswer-forward-OffCode = 0

DND = 0

DND-Emergency = 0

DND-Authorized-Numbers = 0

DND-mode = 01

DND-account = 01

DND-Status = 01

DND-OnCode = 01
DND-OffCode = 01

forward-emergency = 0
forward-authorized-numbers = 0

[General-Information]
call_waiting = 0
auto-redial = 0
auto_redial_interval = 0
auto_redial_times = 0
key_as_send = 0
reserve-pound = 2
hotline-number = 0
hotline-delay = 0
busytone_delay = 0
return-code-refuse = 0
return-code-DND = 0
call_completion = 0
feature-key-synchronisation = 0
TimeOut-for-DialNow = 0
RFC-2543-Hold = 2
use-outbound-in-dialog = 2
IsDeal-180 = 2
logon-wizard = 2
PswPrefix = 2
PswLength = 2
PswDial = 2
SaveCallHistory = 2
SuppressDTMFDisplay = 1
SuppressDTMFDisplayDelay = 1
play-local-DTMF-tone = 0
DTMFRepetition = 0
MulticastCodec = 0
PlayHoldTone = 0
PlayHoldToneDelay = 0
AllowMute = 0
DualHeadset = 1
AutoAnswerDelay = 0
HeadsetPrior = 0
DTMFReplaceTran = 0
TranSendDTMF = 1
SendPoundKey = 0
FwdInternational = 0

```
Diversion-History-Info = 1
allow-trans-exist-call = 0
ReLogOffTime = 2
call-number-filter = 0
Use_Logo = 0
upload_logo = 0
allow-IP-call = 0
IP-direct-auto-answer = 0
calllog-show-num = 0
voicemail-tone = 0
DHCP-hostname = 0
EnableAutoFavorite = 0
reboot-in-talking = 0
Hide-Feature-Access-Codes = 0
display-method-on-dialing = 2
calllog-show-num = 0
auto-linekeys = 1
sip-trust-control = 2
enable-auto-answer-tone = 0

[ Features-Audio ]
call-waiting-tone = 0
button-sound = 0
redial_tone = 0
send-sound = 0
headset-send-volume = 1
handset-send-volume = 1
handfree-send-volume = 1
Ringer_Dev = 0

[ Features-Intercom ]
allow-intercom = 0
intercom-mute = 0
intercom-tone = 0
intercom-barge = 0

[ Features-Transfer ]
semi-attend-transfer = 0
blind-tran-onhook = 0
Semi-Attend-Trans-OnHook = 0
transfer-on-conference-hang-up = 0
TransferModeViaDsskey = 0

[ Features-Callpickup ]
```

```
Call-Pickup = 0
Call-Park = 0

[ Features-Remote ]
pushxml-server-addr = 2
XMLSIPNotify = 2
XMLBlockInCalling = 1
ActionURLLimitIP = 2

[ Features-Lock ]
Lock_Enable = 2
keyboard_lock = 2
Phone_Unlock_PIN = 2
Phone_lock_time_out = 2
emergency_setting = 2

[ Features-ACD ]
ACD-auto-available = 2
ACD-auto-available-timer = 2

[ Features-SMS ]
send-sms = 0

[ Features-ActionURL ]
setup-complete = 2
log-on = 2
log-off = 2
register-fail = 2
off-hook = 2
on-hook = 2
incoming-call = 2
outgoing-call = 2
call-establish = 2
Call-Terminated = 2
DND-On = 2
DND-Off = 2
Forward-On-Code = 2
Forward-Off-Code = 2
Busy-Forward-On = 2
Busy-Forward-Off = 2
No-Answer-Forward-On = 2
No-Answer-Forward-Off = 2
TransferCall = 2
Blind-transfer-call = 2
```

Attended-transfer-call = 2
Hold = 2
Unhold = 2
Mute = 2
Unmute = 2
Missed-call = 2
IPChange = 2
IdletoBusy = 2
BusytoIdle = 2
RejectIncomingCall = 2
AnswerNewInCall = 2
TransferFailed = 2
TransferFinished = 2
ForwardIncomingCall = 2
UCServer = 2
ReportIP = 2
AutopFinish = 2
OpenCallWait = 2
CloseCallWait = 2
Headset = 2
Handfree = 2
CancelCallOut = 2
RemoteBusy = 2
CallRemoteCanceled = 2

[Features-Bluetooth]

bluetooth-active = 0

[Features-PowerLED]

common-power-light-on = 0

ring-power-light-flash = 0

mail-power-light-flash = 0

mute-power-light-flash = 0

hold-power-light-flash = 0

talk-power-light-flash = 0

[Features-NotifyPop]

Display-Voice-Mail-Popup = 0

Display-Missed-Call-Popup = 0

Display-Forward-Call-Popup = 0

Display-Text-Message-Popup = 0

[Settings]

settings-preference = 0


```
settings-datetime = 0
settings-calldisplay = 0
settings-upgrade = 0
settings-autop = 0
settings-config = 0
settings-dialplan = 0
settings-voice = 0
settings-ring = 1
settings-tones = 0
settings-softkey = 2
settings-tr069 = 2
settings-voicemonitoring = 0
settings-sip = 1
settings-camera = 0
settings-video = 0
settings-powersaving = 0
```

[Settings-Preference]

```
web-language = 0
live-dialpad = 0
inter-digit-time = 0
UnusedBackLight = 0
backlight = 0
BacklightTime = 0
contrast_ctrl = 0
watchdog = 2
ring_type_setting = 0
Wallpaper = 0
screen-saver-wait-time = 0
screen-saver-type = 0
```

[Time&Date]

```
DHCP-Time = 0
time_zone = 0
NTP_priority = 0
prim_server = 0
sec_server = 0
update_interval = 0
daylight-time = 0
time_type = 0
daylight_date = 0
offset = 0
manual-time = 0
manual-time-settings = 0
```

```
time_format_setting = 0
date_format_setting = 0
location = 0

[ Settings-CallDisplay ]
Display-Contact-Photo = 0
Incoming-Call-Ringer-Animation = 0
Call-Display-Method = 0

[ Settings-Upgrade ]
version_info = 0
reset_to_factory = 1
reset_local_config = 0
reboot_device = 0
upgrade_firmware = 1

[ Settings-AutoProvision ]
pnp-active = 2
dhcp-active = 2
custom-option = 2
DHCP-Option-Value = 2
server-URL = 2
account = 2
password = 2
common-AES-key = 2
MAC-Oriented-AES-key = 2
zero_active = 2
wait_time = 2
poweron-active = 2
repeatedly-active = 2
repeat-interval = 2
weekly-active = 2
autop-time = 2
day-of-week = 2
btn-autop-now = 2
attempt-expired-time = 2

[ Settings-Config ]
opt-configfile = 1
opt-factory-configfile = 2
export-cfg-config-file = 2
import-cfg-config-file = 2
pcap_trace = 1
syslog = 1
```

```
SystemLogLevel = 2
ExportAllDiagnosticFiles = 2
```

```
[ Settings-DialPlan ]
```

```
replace-rule = 0
dial-now = 0
area-code = 0
block-out = 0
replace-rule-control = 0
dial-now-control = 0
area-code-control = 0
block-out-control = 0
```

```
[ Settings-Voice ]
```

```
echo-cancellation = 0
jitter-buffer = 0
```

```
[ Settings-Ring ]
```

```
personal-ring = 1
```

```
[ Settings-Tones ]
```

```
tone-items = 0
```

```
[ Softkey ]
```

```
Custom_SoftKey = 2
SoftKey_Type = 2
SoftKey_Select = 2
```

```
[ TR069 ]
```

```
head = 2
EnableTR069 = 2
ACSUsername = 2
ACSPassword = 2
ACSURL = 2
EnablePeriodicInform = 2
PeriodicInformInterval = 2
RequestUsername = 2
RequestPassword = 2
```

```
[ Settings-VoiceMonitoring ]
```

```
RTCP-Session-Report = 2
RTCP-Interval-Report = 2
RTCP-Interval-Period = 2
RTCP-Warning-Moslq = 2
```

RTCP-Critical-Moslq = 2
RTCP-Warning-Delay = 2
RTCP-Critical-Delay = 2
Display-VQReport-On-Web = 2
Display-VQReport-On-UI = 2
RTCP-Report-Options = 2

[Settings-SIP]

sip-session-timer = 2
local-SIP-port = 2
TLS-SIP-Port = 2

[Settings-Camera]

scene-mode = 2
manual-settings = 2
exposure = 2
status-bar-icon = 2

[Settings-Video]

video-active = 0
auto-start-video = 0
auto-answer-video-mute = 0
uplink-bandwidth = 2
downlink-bandwidth = 2

[Settings-PowerSaving]

office_hour = 2
office_Monday = 2
office_Tuesday = 2
office_Wednesday = 2
office_Thursday = 2
office_Friday = 2
office_Saturday = 2
office_Sunday = 2
idle_timeout = 2
office_timeout = 2
off_timeout = 2
user_input_ext_timeout = 2

[Contacts]

contacts-basic = 0
contacts-remote = 0
contacts-callinfo = 0
contacts-LDAP = 0

```
contacts-broadsoft = 0
contacts-multicastIP = 0
contacts-favorite = 0

[ LocalPhoneBook ]
contact-list = 0
all-contacts-control = 0
import-export-contacts = 1
btnImportCSV = 1
btnExportCSV = 1
btnImportXML = 1
btnExportXML = 1
opt-contacts = 0

[ Contacts-Remote ]
remote-phonebook-list = 0
SRemoteNameEnable = 0
SRemoteNameFlashTime = 0

[ PhoneCallInfo ]
call-control = 0
dialed-list-title = 0
dialed-list-content = 0
missed-list-title = 0
missed-list-content = 0
received-list-title = 0
received-list-content = 0
forwarded-list-title = 0
forwarded-list-content = 0

[ LDAP ]
enable-LDAP = 0
LDAP-name-filter = 0
LDAP-number-filter = 0
LDAP-TLS-Mode = 0
server-address = 0
port = 0
base = 0
user-name = 0
password = 0
maxhits = 0
LDAP-name-attributes = 0
LDAP-number-attributes = 0
LDAP-display-name = 0
```

```
protocol = 0
LDAP-lookup-for-incoming-call = 0
LDAP-lookup-for-callout = 0
LDAP-sorting-results = 0
```

[Contacts-Broadsoft]

```
Directotries = 0
XSI = 0
```

[MulticastIP]

```
Receive_Priority = 0
MulticastIPConfig = 0
PagePriorityActive = 0
PagingList = 0
```

[Contacts-Favorite]

```
contacts-group = 0
super-search = 0
```

[Security]

```
password = 0
trusted_cert = 2
server_cert = 2
```

[Password]

```
set-password = 0
```

[TrustCerts]

```
trust-certs-records = 2
btn-delete-certs = 2
only-accept-trusted-certs = 2
upload-trust-certs = 2
common-name-validation = 2
ca-certs = 2
```

[ServerCerts]

```
server-certs-records = 2
server-certs-upload = 2
server-certs-device-cert = 2
```

[HiddenSetting]

```
custom-factory-config = 2
DND-Active = 2
Forward-Active = 2
```

```
Broadsoft-Active = 1
Redirect-Active = 1
UC-Active = 1
pushxml = 2

[ GUI ]
status_list= 0
Status_IP = 11
Status_IPv6 = 11
Status_MAC = 21
Status_HW = 01
Status_More = 01
network = 0
Status_More_Phone = 0
Status_More_Account = 0
Status_More_RTP = 02
status_general = 02

features= 02
CallControl = 0
callcontrol_anywhere = 11
callcontrol_remoteoffice = 11
callcontrol_forward = 11
always-forward = 1
busy-forward = 1
NoAnswer-forward = 1
callcontrol_dnd= 11
callcontrol_hidenumber = 11
callcontrol_anonymousrejection = 11
callcontrol_simultaneousring = 11

call_waiting = 1
DSSKey = 1
key_as_send= 12
hotline-number = 1
Features_Anonymous = 1
Features_AutoRD = 1
intercom = 1
call_completion = 1
history_save= 2

multipaginglist = 10

Main_Settings = 0
```

```
time_zone = 0
Basic_Time_Manual = 0
display = 10
sound = 1
key_tone = 1
ring_type_setting = 1
unlock_pin= 2

account_label = 02
display_name = 02
register_name = 02
user_name = 01
account_password = 01
sip_server = 01
enabled-outbound-proxy-server = 01
outbound-proxy-server = 01
STUN_server = 02
auto-Answer= 1
Adv_Network = 0
wan_port_title = 02
VLAN-items = 02
wanport = 02
pcport = 02
dhcpvlan = 02
web-server = 02
8021x = 02
open-VPN = 02
open-lldp = 02
network_cdp = 02
network_nat = 02
softkey Label = 02
keyboard_lock = 02
Adv_Reboot = 02
Adv_ResetToFac = 2
password = 0
Adv_AES = 02
autoprovision = 02
international-forward = 02

SMS= 12
MSG_Voice = 1
viewvoicemail = 1
setvoicemail = 1
```



```
usermodeentry = 0
NAT_traversal = 02
contrast_ctrl = 0

callcontrol_initialacdstate = 11
callcontrol_setacdstate = 11

Main_Contacts = 0
local_contact_list = 0
remote_contact_list = 0
broadsoft_contact_list = 0
blacklist_list = 0

call_info= 0
local_call_log_list = 01

Adv_Account = 2
Basic_LANG = 0
Basic_Setting_BackLight = 0
Basic_Time_Format = 0
Basic_Time_SNTP = 0
MSG_Text = 0
SMS_Draftbox = 0
SMS_Inbox = 0
SMS_NEW = 0
SMS_Outbox = 0
SMS_Sentbox = 0
Set_Adv = 0
Set_Basic = 0
dhcptimezone = 0
line_active = 2
status = 0
dnd= 0
advanced_call_feature_default_account = 2
advanced_call_feature_general = 1
advanced_call_feature_list = 1
broadsoft_callog_list = 0
date_and_time_general = 0
phone_setting_list = 02
reset_and_reboot_list = 02
display_wallpaper = 1
reset_default = 0
bluetooth = 1
wifi = 2
```

```

camera_setting_interface = 00
usb_interface = 00
usb_browse_audio = 00
usb_browse_video = 00
usb_browse_photo = 00
usb_storage_property = 00
hdmi = 00
video_setting_interface = 00
proxy-fallback-interval = 01

```

SIP-T48G/T48S/T46G/T46S/T42G/T42S/T41P/T41S/T40P/T40G/T29G/T27P/T27G/T23P/T23G/T21(P) E2/T19(P) E2 IP Phones

The default configuration item settings in factory WebItemsLevel.cfg for T48G/T48S/T46G/T46S/T42G/T42S/T41P/T41S/T40P/T40G/T29G/T27P/T27G/T23P/T23G/T21(P) E2/T19(P) E2 IP phones running firmware version 81 or later are:

```

[ Status-Menu ]
Status-Basic  = 0
Status-RTP   = 0

[ Status ]
version = 0
network = 0
IPv4 = 0
IPv6 = 0
NetworkCommon = 0
AccountStatus = 0
Ext = 0
DeviceCertificate = 0

[ Account ]
account-register = 0
account-basic = 0
account-codec = 0
account-adv = 2

[ Account-Register ]
switch-account = 0
account_status = 0

```

```
line_active = 0
account_label = 0
display_name = 0
register_name = 01
user_name = 01
account_password = 01
enabled-outbound-proxy-server = 2
outbound-proxy-server = 2
backup-outbound-proxy-server = 2
proxy-fallback-interval = 2
NAT_traversal = 2
sip_server = 2
sip_server2 = 2
outbound-proxy-server-port = 2
backup-outbound-proxy-server-port = 2
```

[Account-Basic]

```
switch-account = 0
proxy_require = 2
send_anonymous = 1
anonymous_call_enabled = 0
anonymous_call_OnCode = 1
anonymous_call_OffCode = 1
anonymous_rejection_enabled = 0
anonymous_rejection_OnCode = 1
anonymous_rejection_OffCode = 1
misscall-log = 0
auto-answer = 0
ring-type = 0
send_anonymous_rejection_code = 0
```

[Account-Codec]

```
switch-account = 0
codecs-group = 0
```

[Account-Adv]

```
switch-account = 0
UDP_keep-alive = 2
local-SIP-port = 2
rport = 2
sip-session-timer = 2
subscribe-period = 2
DTMF_items = 2
reliable_retransmission = 2
```

```
MWI-items = 2
voice_mail = 2
caller-ID-header = 2
use-session-timer = 2
session-timer = 2
session-refresher = 2
user-equal-phone = 2
voice-encryption = 2
ptime-item = 2
share-line = 2
Call-Pull-Feature-Access-Code = 2
dialog-info-call-pickup = 2
BLF-list-URI = 2
BLFListCode = 2
BLFListBargeInCode = 2
BLF-List-Retrieve-Code = 2
BLA-number = 2
BLA-subscription-period = 2
SIP-send-MAC = 2
SIP-send-line = 2
SIP-Reg-retry-timer = 2
conference-type = 2
conference-uri = 2
ACD-subscrip-period = 2
Earlymedia = 2
SIPServerType = 2
Music-ServerURI = 2
Direct-Call-Pickup-Code = 2
Group-Call-Pickup-Code = 2
Distinctive-Ring-Tones = 2
UnregisterOnReboot = 2
Out-Dialog-BLF = 2
RTCP-Collector-Name = 2
RTCP-Collector-Address = 2
RTCP-Collector-Port = 2
voice_mail_display = 2
subscribe-register = 2
udp-keep-alive-type = 2
udp-keep-alive-interval = 2
Number-Of-Linekey = 2

[ Network ]
network-basic = 0
network-pcport = 0
```

network-advanced = 2

network-nat = 2

network-wifi = 0

[Network-Basic]

ipaddress-mode = 0

ipv4config = 0

ipv6config = 0

[Network-PCPort]

pcport-active = 0

[Network-Nat]

manual = 2

manual-switch = 2

manual-ip = 2

ICE = 2

ICE-switch = 2

STUN = 2

STUN-switch = 2

STUN-server = 2

STUN-port = 2

TURN = 2

TURN-switch = 2

TURN-server = 2

TURN-port = 2

TURN-username = 2

TURN-password = 2

[Network-Advanced]

LLDP-items = 2

CDP-items = 2

VLAN-items = 2

port-link = 2

voice-QoS = 2

local-RTP-port = 2

web-server = 2

8021x = 2

span-to-pc-port = 2

reg-surge-prev = 2

ICMPv6_Status = 2

open-VPN = 2

[Network-Wifi]

wifi-active = 0

wifi-list = 0

wifi-label = 0

wifi-ssid = 0

wifi-mode = 0

wifi-type = 0

wifi-psk = 0

[DSSKey]

linekey = 0

programmablekey = 0

extkey = 0

[LineKey]

line-key = 0

Enable-Page-Tips = 0

Label-Length = 0

[ProgramKey]

programmable-key = 0

[ExtKey]

ext-key = 0

[Features]

features-forward = 0

features-general = 0

features-audio = 0

features-intercom = 0

features-transfer = 0

features-callpickup = 0

features-remote = 2

features-phonelock = 0

features-acd = 2

features-sms = 0

features-actionurl = 2

features-bluetooth = 0

features-powered = 0

features-notifypop = 0

[Forward&DND]

head-forward = 0

```
forward-mode = 0
forward-account = 0

always-forward = 0
always-forward-enabled = 0
always-forward-target = 0
always-forward-OnCode = 0
always-forward-OffCode = 0
busy-forward = 0
busy-forward-enabled = 0
busy-forward-target = 0
busy-forward-OnCode = 0
busy-forward-OffCode = 0
NoAnswer-forward = 0
NoAnswer-forward-enabled = 0
NoAnswer-forward-ringtimes = 0
NoAnswer-forward-target = 0
NoAnswer-forward-OnCode = 0
NoAnswer-forward-OffCode = 0
DND = 0
DND-Emergency = 0
DND-Authorized-Numbers = 0
DND-mode = 0
DND-account = 0
DND-Status = 0
DND-OnCode = 0
DND-OffCode = 0

forward-emergency = 0
forward-authorized-numbers = 0
```

[General-Information]

```
call_waiting = 0
auto-redial = 0
auto_redial_interval = 0
auto_redial_times = 0
key_as_send = 0
reserve-pound = 2
hotline-number = 0
hotline-delay = 0
busytone_delay = 0
return-code-refuse = 0
return-code-DND = 0
```

```
call_completion = 0
feature-key-synchronisation = 0
TimeOut-for-DialNow = 0
RFC-2543-Hold = 2
use-outbound-in-dialog = 2
IsDeal-180 = 2
logon-wizard = 2
PswPrefix = 0
PswLength = 0
PswDial = 0
SaveCallHistory = 2
SuppressDTMFDisplay = 1
SuppressDTMFDisplayDelay = 1
play-local-DTMF-tone = 0
DTMFRepetition = 0
MulticastCodec = 0
PlayHoldTone = 0
PlayHoldToneDelay = 0
AllowMute = 0
DualHeadset = 0
AutoAnswerDelay = 0
HeadsetPrior = 0
DTMFReplaceTran = 0
TranSendDTMF = 1
SendPoundKey = 0
FwdInternational = 0
Diversion-History-Info = 1
allow-trans-exist-call = 0
blf-led-mode = 0
ReLogOffTime = 2
call-number-filter = 0
Use_Logo = 0
upload_logo = 0
allow-IP-call = 0
IP-direct-auto-answer = 0
calllog-show-num = 0
voicemail-tone = 0
DHCP-hostname = 0
EnableAutoFavorite = 0
reboot-in-talking = 0
Hide-Feature-Access-Codes = 0
display-method-on-dialing = 2
calllog-show-num = 0
auto-linekeys = 1
```



```
sip-trust-control = 2
enable-auto-answer-tone = 0

[ Features-Audio ]
call-waiting-tone = 0
button-sound = 0
redial_tone = 0
send-sound = 0
headset-send-volume = 1
handset-send-volume = 1
handfree-send-volume = 1
Ringer_Dev = 0

[ Features-Intercom ]
allow-intercom = 0
intercom-mute = 0
intercom-tone = 0
intercom-barge = 0

[ Features-Transfer ]
semi-attend-transfer = 0
Semi-Attend-Trans-OnHook = 0
blind-tran-onhook = 0
transfer-on-conference-hang-up = 0
TransferModeViaDsskey = 0

[ Features-Callpickup ]
Call-Pickup = 0
Call-Park = 0

[ Features-Remote ]
pushxml-server-addr = 2
XMLSIPNotify = 2
XMLBlockInCalling = 2
ActionURLLimitIP = 2
CSTAControl = 2

[ Features-Lock ]
Lock_Enable = 0
keyboard_lock = 0
Phone_Unlock_PIN = 0
Phone_lock_time_out = 0
emergency_setting = 0
```

[Features-ACD]

ACD-auto-available = 2

ACD-auto-available-timer = 2

[Features-ActionURL]

setup-complete = 2

log-on = 2

log-off = 2

register-fail = 2

off-hook = 2

on-hook = 2

incoming-call = 2

outgoing-call = 2

call-establish = 2

Call-Terminated = 2

DND-On = 2

DND-Off = 2

Forward-On-Code = 2

Forward-Off-Code = 2

Busy-Forward-On = 2

Busy-Forward-Off = 2

No-Answer-Forward-On = 2

No-Answer-Forward-Off = 2

TransferCall = 2

Blind-transfer-call = 2

Attended-transfer-call = 2

Hold = 2

Unhold = 2

Mute = 2

Unmute = 2

Missed-call = 2

IPChange = 2

IdletoBusy = 2

BusytoIdle = 2

RejectIncomingCall = 2

AnswerNewInCall = 2

TransferFailed = 2

TransferFinished = 2

ForwardIncomingCall = 2

UCServer = 2

ReportIP = 2

AutopFinish = 2

OpenCallWait = 2

CloseCallWait = 2

```
Headset = 2
Handfree = 2
CancelCallOut = 2
RemoteBusy = 2
CallRemoteCanceled = 2

[ Features-Bluetooth ]
bluetooth-active = 0

[ Features-PowerLED ]
common-power-light-on = 0
ring-power-light-flash = 0
mail-power-light-flash = 0
mute-power-light-flash = 0
hold-power-light-flash = 0
talk-power-light-flash = 0
misscall-power-light-flash = 0

[ Features-NotifyPop ]
Display-Voice-Mail-Popup = 0
Display-Missed-Call-Popup = 0
Display-Forward-Call-Popup = 0
Display-Text-Message-Popup = 0

[ Settings ]
settings-preference = 0
settings-datetime = 0
settings-calldisplay = 0
settings-upgrade = 0
settings-autop = 2
settings-config = 0
settings-dialplan = 2
settings-voice = 2
settings-ring = 2
settings-tones = 2
settings-softkey = 2
settings-tr069 = 2
settings-voicemonitoring = 2
settings-sip = 2
settings-powersaving = 0
```

[Settings-Preference]

web-language = 0
live-dialpad = 0
inter-digit-time = 0
transparency = 0
UnusedBackLight = 0
backlight = 0
BacklightTime = 0
contrast_ctrl = 0
watchdog = 2
ring_type_setting = 0
Wallpaper = 0
ScreenSaver = 0
ScreenSaverUpload = 0

[Settings-PowerSaving]

enable = 2
office_timeout = 0
off_timeout = 0
user_input_ext_timeout = 0
office_hour = 0
office_Monday = 0
office_Tuesday = 0
office_Wednesday = 0
office_Thursday = 0
office_Friday = 0
office_Saturday = 0
office_Sunday = 0
idle_timeout = 0

[Time&Date]

DHCP-Time = 0
time_zone = 0
NTP_priority = 0
prim_server = 0
sec_server = 0
update_interval = 0
daylight-time = 0
time_type = 0
daylight_date = 0
offset = 0
manual-time = 0
manual-time-settings = 0
time_format_setting = 0

```
date_format_setting = 0
location = 0

[ Settings-CallDisplay ]
Display-Contact-Photo = 0
Incoming-Call-Ringer-Animation = 0
Call-Display-Method = 0

[ Settings-Upgrade ]
version_info = 0
reset_to_factory = 2
reboot_device = 0
upgrade_firmware = 0
reset = 0
reset_local_settings = 0
reset_nonstatic_settings = 0
reset_static_settings = 2
reset_userdata = 0

[ Settings-AutoProvision ]
pnp-active = 2
dhcp-active = 2
custom-option = 2
DHCP-Option-Value = 2
server-URL = 2
account = 2
password = 2
common-AES-key = 2
MAC-Oriented-AES-key = 2
zero_active = 2
wait_time = 2
poweron-active = 2
repeatedly-active = 2
repeat-interval = 2
weekly-active = 2
autop-time = 2
day-of-week = 2
btn-autop-now = 2
attempt-expired-time = 2
weekly-upgrade-interval = 2
inactivity-time-expire = 2
flexible-switch = 2
flexible-interval = 2
flexible-autotime = 2
```

[Settings-Config]

opt-configfile = 0
opt-factory-configfile = 0
export-cfg-config-file = 0
import-cfg-config-file = 0
pcap_trace = 0

ExportAllDiagnosticFiles = 0
Local_Logging = 0
Local_Log_Switch = 0
Local_Log_Level = 0
Local_Log_Max_File_Size = 0
Local_Log_Export = 0
Syslog_Switch = 2
Syslog_Server = 2
Syslog_Transport_Type = 2
Syslog_Level = 2
Syslog_Facility = 2
Syslog_Prepended_Mac = 2

[Settings-DialPlan]

replace-rule = 0
dial-now = 0
area-code = 0
block-out = 0
replace-rule-control = 0
dial-now-control = 0
area-code-control = 0
block-out-control = 0

[Settings-Voice]

echo-cancellation = 2
jitter-buffer = 2

[Settings-Ring]

personal-ring = 2

[Settings-Tones]

tone-items = 2

tone-country = 2

[Softkey]

Custom_SoftKey = 2

SoftKey_Type = 2

SoftKey_Select = 2

[TR069]

head = 2

EnableTR069 = 2

ACSUsername = 2

ACSPassword = 2

ACSURL = 2

EnablePeriodicInform = 2

PeriodicInformInterval = 2

RequestUsername = 2

RequestPassword = 2

[Settings-VoiceMonitoring]

RTCP-Session-Report = 2

RTCP-Interval-Report = 2

RTCP-Interval-Period = 2

RTCP-Warning-Moslq = 2

RTCP-Critical-Moslq = 2

RTCP-Warning-Delay = 2

RTCP-Critical-Delay = 2

Display-VQReport-On-Web = 2

Display-VQReport-On-UI = 2

RTCP-Report-Options = 2

Voice-RTCP-XR-REPORT = 2

[Settings-SIP]

sip-session-timer = 2

local-SIP-port = 2

TLS-SIP-Port = 2

[Contacts]

contacts-basic = 0

contacts-remote = 1

contacts-callinfo = 0

contacts-LDAP = 1

contacts-broadsoft = 0

contacts-multicastIP = 1

```
contacts-favorite = 0

[ LocalPhoneBook ]
contact-list = 0
all-contacts-control = 0
import-export-contacts = 0
btnImportCSV = 0
btnExportCSV = 0
btnImportXML = 0
btnExportXML = 0
opt-contacts = 0

[ Contacts-Remote ]
remote-phonebook-list = 1
SRemoteNameEnable = 1
SRemoteNameFlashTime = 1

[ PhoneCallInfo ]
call-control = 0
dialed-list = 0
missed-list = 0
received-list = 0
forwarded-list = 0

[ LDAP ]
enable-LDAP = 0
LDAP-name-filter = 0
LDAP-number-filter = 0
LDAP-TLS-Mode = 0
server-address = 0
port = 0
base = 0
user-name = 0
password = 0
maxhits = 0
LDAP-name-attributes = 0
LDAP-number-attributes = 0
LDAP-display-name = 0
protocol = 0
LDAP-lookup-for-incoming-call = 0
LDAP-lookup-for-callout = 0
LDAP-sorting-results = 0
```


[Apps]

broadsoft-XSI = 1

broadsoft-XMPP = 1

[Broadsoft]

XSI = 1

Directotries = 1

XMPP-account = 1

XMPP-username = 1

XMPP-password = 1

CallLog = 1

[MulticastIP]

Receive_Priority = 1

MulticastIPConfig = 1

PagePriorityActive = 1

PagingList = 1

[Contacts-Favorite]

contacts-group = 0

super-search = 0

[Security]

password = 0

trusted_cert = 2

server_cert = 2

[TrustCerts]

trust-certs-records = 2

btn-delete-certs = 2

only-accept-trusted-certs = 2

upload-trust-certs = 2

common-name-validation = 2

ca-certs = 2

[ServerCerts]

server-certs-records = 2

server-certs-upload = 2

server-certs-device-cert = 2

[HiddenSetting]

custom-factory-config = 2

DND-Active = 2

```
Forward-Active = 2
Broadsoft-Active = 2
Redirect-Active = 2
UC-Active = 2
pushxml = 2
XSI-Active = 2
remote_pcap = 2
remote_pcap_switch = 2
remote_pcap_port = 2
remote_pcap_password = 2

[ GUI ]
status_list= 0
Status_IP = 0
Status_IPv6 = 0
Status_MAC = 0
Status_HW = 0
Status_More = 0
network = 0
Status_More_Phone = 0
Status_More_Account = 0
Status_More_RTP = 0
status_general = 0
softkey Label = 0
features= 0
CallControl = 1
callcontrol_anywhere = 1
callcontrol_remoteoffice = 1
callcontrol_forward = 1
always-forward = 0
busy-forward = 0
NoAnswer-forward = 0
callcontrol_dnd= 1
callcontrol_hidenumber = 1
callcontrol_anonymousrejection = 1
callcontrol_simultaneousring = 1
callcontrol_mobility =1
callcontrol_group_night_forward =1
callcontrol_callwaiting =1
callcontrol_forward_selective =1
callcontrol_executive =1
callcontrol_securityclassification =1
callcontrol_executive_assistant =1
call_waiting = 0
```

DSSKey = 0
key_as_send = 0
hotline-number = 0
Features_Anonymous = 0
Features_AutoRD = 0
intercom = 0
call_completion = 0
history_save = 2
multipaginglist = 2
Main_Settings = 0
time_zone = 0
Basic_Time_Manual = 0
display = 0
sound = 0
key_tone = 0
ring_type_setting = 0
unlock_pin = 0
account_label = 0
display_name = 0
register_name = 01
user_name = 01
account_password = 01
sip_server = 2
enabled-outbound-proxy-server = 2
outbound-proxy-server = 2
STUN_server = 2
auto-Answer = 0

Adv_Network = 0
wan_port_title = 0
VLAN-items = 2
wanport = 0
pcport = 2
dhcpvlan = 2
web-server = 2
8021x = 2
open-VPN = 2
open-lldp = 2
network_cdp = 2
network_nat = 2
keyboard_lock = 0
Adv_Reboot = 0
Adv_ResetToFac = 2

```
password = 0
autoprovision = 2
international-forward = 2

SMS= 0
MSG_Voice = 0
viewvoicemail = 0
setvoicemail = 0
usermodeentry = 0
NAT_traversal = 2
contrast_ctrl = 0
broadsoft_contact_list = 1
callcontrol_initialacdstate = 1
callcontrol_setacdstate = 1
Main_Contacts = 0
local_contact_list = 0
remote_contact_list = 0
blacklist_list = 0
call_info= 0
local_call_log_list = 0
Adv_Account = 0
Basic_LANG = 0
Basic_Setting_BackLight = 0
Basic_Time_Format = 0
Basic_Time_SNTP = 0
MSG_Text = 0
SMS_Draftbox = 0
SMS_Inbox = 0
SMS_NEW = 0
SMS_Outbox = 0
SMS_Sentbox = 0
Set_Adv = 0
Set_Basic = 0
dhcptimezone = 0
line_active = 0
status = 0
dnd= 0
advanced_call_feature_default_account = 0
advanced_call_feature_general = 0
advanced_call_feature_list = 0
broadsoft_calllog_list = 0
date_and_time_general = 0
reset_and_reboot_list = 0
bluetooth = 0
```

```
display_wallpaper = 0
reset_default = 0
wifi = 0
Features_Diagnostics = 0
Diagnostics_Network = 0
Diagnostics_Ping = 0
Diagnostics_TraceRoute = 0
display_dsskey_wallpaper = 0
usb_record = 0
browse_usb_record = 0
browse_usb_storage = 0
Adv_ResetConfig = 0
ResetLocalConfig = 0
ResetNonStaticConfig = 0
ResetStaticConfig = 2

callcontrol_securityclassification = 0
ResetUserDataUserCfg = 0
check_key_guard_lock = 0
screensaver = 0
blf_ring_setting = 0
```

CP860 IP Phones

The default configuration item settings in factory WebItemsLevel.cfg for CP860 IP phones running firmware version 80 or later are:

```
[ Status-Menu ]
Status-Basic  = 0
Status-RTP    = 0

[ Status ]
version = 0
network = 0
IPv4 = 0
IPv6 = 0
NetworkCommon = 0
AccountStatus = 0
Ext = 0

[ Account ]
account-register = 0
account-basic = 0
account-codec = 0
```

```
account-adv = 0

[ Account-Register ]
switch-account = 0
account_status = 0
line_active = 0
account_label = 0
display_name = 0
register_name = 01
user_name = 01
account_password = 2
enabled-outbound-proxy-server = 01
outbound-proxy-server = 01
transport-item = 2
backup-outbound-proxy-server = 01
proxy-fallback-interval = 01
NAT_traversal = 2
sip_server = 2

[ Account-Basic ]
switch-account = 0
proxy_require = 0
send_anonymous = 1
anonymous_call_enabled = 0
anonymous_call_OnCode = 1
anonymous_call_OffCode = 1
anonymous_rejection_enabled = 0
anonymous_rejection_OnCode = 1
anonymous_rejection_OffCode = 1
misscall-log = 0
auto-answer = 0
ring-type = 0
send_anonymous_rejection_code = 0
auto-answer-mute = 0

[ Account-Codec ]
switch-account = 0
codecs-group = 0

[ Account-Adv ]
switch-account = 0
UDP_keep-alive = 2
local-SIP-port = 2
rport = 2
```

```
sip-session-timer = 2
subscribe-period = 2
DTMF_items = 2
reliable_retransmission = 2
MWI-items = 2
voice_mail = 0
caller-ID-header = 2
use-session-timer = 2
session-timer = 2
session-refresher = 2
user-equal-phone = 2
voice-encryption = 2
ptime-item = 2
share-line = 2
Call-Pull-Feature-Access-Code = 2
dialog-info-call-pickup = 2
BLF-list-URI = 2
BlfListCode = 2
BLFListBargeInCode = 2
BLF-List-Retrieve-Code = 2
BLA-number = 2
BLA-subscription-period = 2
SIP-send-MAC = 2
SIP-send-line = 2
SIP-Reg-retry-timer = 2
conference-type = 2
conference-uri = 2
ACD-subscrip-period = 2
Earlymedia = 2
SIPServerType = 2
Music-ServerURI = 2
Direct-Call-Pickup-Code = 2
Group-Call-Pickup-Code = 2
Distinctive-Ring-Tones = 2
UnregisterOnReboot = 2
Out-Dialog-BLF = 2
RTCP-Collector-Name = 2
RTCP-Collector-Address = 2
RTCP-Collector-Port = 2
Number-Of-Linekey = 1
voice_mail_display = 2
subscribe-register = 2
```

[Network]

```
network-basic = 0
network-pcport = 0
network-advanced = 0
shotlevel = 0
```

```
[ Network-Basic ]
ipaddress-mode = 2
ipv4config = 2
ipv6config = 2
wan-ppoe = 2
```

```
[ Network-PCPort ]
pcport-active = 0
```

```
[ Network-Advanced ]
LLDP-items = 2
CDP-items = 2
VLAN-items = 2
NAT-items = 2
port-link = 2
voice-QoS = 2
local-RTP-port = 2
web-server = 2
8021x = 2
span-to-pc-port = 2
reg-surge-prev = 2
ICMPv6_Status = 2
open-VPN = 2
```

```
[ DSSKey ]
memorykey = 0
linekey = 0
programmablekey = 0
extkey = 0
```

```
[ MemoryKey ]
memory-key = 0
```

```
[ LineKey ]
line-key = 0
Enable-Page-Tips = 0
Label-Length = 0
```

```
[ ProgramKey ]
```


programmable-key = 0

[ExtKey]

ext-key = 0

[Features]

features-forward = 0

features-general = 0

features-audio = 0

features-intercom = 0

features-transfer = 0

features-callpickup = 0

features-remote = 0

features-phonelock = 0

features-acd = 0

features-sms = 0

features-actionurl = 0

features-powered = 0

features-notifypop = 0

[Forward&DND]

head-forward = 0

forward-mode = 0

forward-account = 0

always-forward = 0

always-forward-enabled = 0

always-forward-target = 0

always-forward-OnCode = 0

always-forward-OffCode = 0

busy-forward = 0

busy-forward-enabled = 0

busy-forward-target = 0

busy-forward-OnCode = 0

busy-forward-OffCode = 0

NoAnswer-forward = 0

NoAnswer-forward-enabled = 0

NoAnswer-forward-ringtimes = 0

NoAnswer-forward-target = 0

NoAnswer-forward-OnCode = 0

NoAnswer-forward-OffCode = 0

DND = 0

DND-Emergency = 0

DND-Authorized-Numbers = 0

DND-mode = 01
DND-account = 01
DND-Status = 01
DND-OnCode = 01
DND-OffCode = 01

forward-emergency = 0
forward-authorized-numbers = 0

[General-Information]

call_waiting = 0
auto-redial = 0
auto_redial_interval = 0
auto_redial_times = 0
key_as_send = 0
reserve-pound = 2
hotline-number = 0
hotline-delay = 0
busytone_delay = 0
return-code-refuse = 0
return-code-DND = 0
call_completion = 0
feature-key-synchronisation = 0
TimeOut-for-DialNow = 0
RFC-2543-Hold = 2
use-outbound-in-dialog = 2
IsDeal-180 = 2
logon-wizard = 2
PswPrefix = 2
PswLength = 2
PswDial = 2
SaveCallHistory = 2
SuppressDTMFDisplay = 1
SuppressDTMFDisplayDelay = 1
play-local-DTMF-tone = 0
DTMFRepetition = 0
MulticastCodec = 0
PlayHoldTone = 0
PlayHoldToneDelay = 0
AllowMute = 0
DualHeadset = 1
AutoAnswerDelay = 0
HeadsetPrior = 0
DTMFReplaceTran = 0

```
TranSendDTMF = 1
SendPoundKey = 0
FwdInternational = 0
Diversion-History-Info = 1
allow-trans-exist-call = 0
ReLogOffTime = 2
call-number-filter = 0
Use_Logo = 0
upload_logo = 0
allow-IP-call = 0
IP-direct-auto-answer = 0
callog-show-num = 0
voicemail-tone = 0
DHCP-hostname = 0
EnableAutoFavorite = 0
reboot-in-talking = 0
Hide-Feature-Access-Codes = 0
display-method-on-dialing = 2
callog-show-num = 0
auto-linekeys = 1
sip-trust-control = 2
enable-auto-answer-tone = 0

[ Features-Audio ]
call-waiting-tone = 0
button-sound = 0
redial_tone = 0
send-sound = 0
headset-send-volume = 1
handset-send-volume = 1
handfree-send-volume = 1
Ringer_Dev = 0

[ Features-Intercom ]
allow-intercom = 0
intercom-mute = 0
intercom-tone = 0
intercom-barge = 0

[ Features-Transfer ]
semi-attend-transfer = 0
Semi-Attend-Trans-OnHook = 0
blind-tran-onhook = 0
transfer-on-conference-hang-up = 0
```

TransferModeViaDsskey = 0

[Features-Callpickup]

Call-Pickup = 0

Call-Park = 0

[Features-Remote]

pushxml-server-addr = 2

XMLSIPNotify = 2

XMLBlockInCalling = 1

ActionURLLimitIP = 2

[Features-Lock]

Lock_Enable = 2

keyboard_lock = 2

Phone_Unlock_PIN = 2

Phone_lock_time_out = 2

emergency_setting = 2

[Features-ACD]

ACD-auto-available = 2

ACD-auto-available-timer = 2

[Features-ActionURL]

setup-complete = 2

log-on = 2

log-off = 2

register-fail = 2

off-hook = 2

on-hook = 2

incoming-call = 2

outgoing-call = 2

call-establish = 2

Call-Terminated = 2

DND-On = 2

DND-Off = 2

Forward-On-Code = 2

Forward-Off-Code = 2

Busy-Forward-On = 2

Busy-Forward-Off = 2

No-Answer-Forward-On = 2

No-Answer-Forward-Off = 2

TransferCall = 2

Blind-transfer-call = 2

Attended-transfer-call = 2

Hold = 2

Unhold = 2

Mute = 2

Unmute = 2

Missed-call = 2

IPChange = 2

IdletoBusy = 2

BusytoIdle = 2

RejectIncomingCall = 2

AnswerNewInCall = 2

TransferFailed = 2

TransferFinished = 2

ForwardIncomingCall = 2

UCServer = 2

ReportIP = 2

AutopFinish = 2

OpenCallWait = 2

CloseCallWait = 2

Headset = 2

Handfree = 2

CancelCallOut = 2

RemoteBusy = 2

[Features-PowerLED]

common-power-light-on = 0

ring-power-light-flash = 0

mail-power-light-flash = 0

mute-power-light-flash = 0

hold-power-light-flash = 0

talk-power-light-flash = 0

[Features-NotifyPop]

Display-Voice-Mail-Popup = 0

Display-Missed-Call-Popup = 0

Display-Forward-Call-Popup = 0

Display-Text-Message-Popup = 0

[Settings]

settings-preference = 0

settings-datetime = 0

settings-calldisplay = 0

settings-upgrade = 0

settings-autop = 0

```
settings-config = 0
settings-dialplan = 0
settings-voice = 0
settings-ring = 1
settings-tones = 0
settings-softkey = 2
settings-tr069 = 2
settings-voicemonitoring = 0
settings-sip = 1

[ Settings-Preference ]
web-language = 0
live-dialpad = 0
inter-digit-time = 0
UnusedBackLight = 0
backlight = 0
BacklightTime = 0
contrast_ctrl = 0
watchdog = 2
ring_type_setting = 0
Wallpaper = 0

[ Time&Date ]
DHCP-Time = 0
time_zone = 0
NTP_priority = 0
prim_server = 0
sec_server = 0
update_interval = 0
daylight-time = 0
time_type = 0
daylight_date= 0
offset = 0
manual-time = 0
manual-time-settings = 0
time_format_setting = 0
date_format_setting = 0
location = 0

[ Settings-CallDisplay ]
Display-Contact-Photo = 0
Incoming-Call-Ringer-Animation = 0
Call-Display-Method = 0
```

[Settings-Upgrade]

version_info = 0
reset_to_factory = 1
reset = 2
reset_local_config = 0
reboot_device = 0
upgrade_firmware = 1

[Settings-AutoProvision]

pnip-active = 2
dhcp-active = 2
custom-option = 2
DHCP-Option-Value = 2
server-URL = 2
account = 2
password = 2
common-AES-key = 2
MAC-Oriented-AES-key = 2
zero_active = 2
wait_time = 2
poweron-active = 2
repeatedly-active = 2
repeat-interval = 2
weekly-active = 2
autop-time = 2
day-of-week = 2
btn-autop-now = 2
attempt-expired-time = 2

[Settings-Config]

opt-configfile = 1
opt-factory-configfile = 2
export-cfg-config-file = 2
import-cfg-config-file = 2
pcap_trace = 1
syslog = 1
SystemLogLevel = 2
ExportAllDiagnosticFiles = 2

[Settings-DialPlan]

replace-rule = 0
dial-now = 0
area-code = 0
block-out = 0

```
replace-rule-control = 0
dial-now-control = 0
area-code-control = 0
block-out-control = 0

[ Settings-Voice ]
echo-cancellation = 0
jitter-buffer = 0

[ Settings-Ring ]
personal-ring = 1

[ Settings-Tones ]
tone-items = 0

[ Softkey ]
Custom_SoftKey = 2
SoftKey_Type = 2
SoftKey_Select = 2

[ TR069 ]
head = 2
EnableTR069 = 2
ACSUsername = 2
ACSPassword = 2
ACSURL = 2
EnablePeriodicInform = 2
PeriodicInformInterval = 2
RequestUsername = 2
RequestPassword = 2

[ Settings-VoiceMonitoring ]
RTCP-Session-Report = 2
RTCP-Interval-Report = 2
RTCP-Interval-Period = 2
RTCP-Warning-Moslq = 2
RTCP-Critical-Moslq = 2
RTCP-Warning-Delay = 2
RTCP-Critical-Delay = 2
Display-VQReport-On-Web = 2
Display-VQReport-On-UI = 2
RTCP-Report-Options = 2

[ Settings-SIP ]
```



```
sip-session-timer = 2
local-SIP-port = 2
TLS-SIP-Port = 2

[ Contacts ]
contacts-basic = 0
contacts-remote = 0
contacts-callinfo = 0
contacts-LDAP = 0
contacts-broadsoft = 0
contacts-multicastIP = 0
contacts-favorite = 0

[ LocalPhoneBook ]
contact-list = 0
all-contacts-control = 0
import-export-contacts = 1
btnImportCSV = 1
btnExportCSV = 1
btnImportXML = 1
btnExportXML = 1
opt-contacts = 0

[ Contacts-Remote ]
remote-phonebook-list = 0
SRemoteNameEnable = 0
SRemoteNameFlashTime = 0

[ PhoneCallInfo ]
call-control = 0
dialed-list-title = 0
dialed-list-content = 0
missed-list-title = 0
missed-list-content = 0
received-list-title = 0
received-list-content = 0
forwarded-list-title = 0
forwarded-list-content = 0

[ LDAP ]
enable-LDAP = 0
LDAP-name-filter = 0
LDAP-number-filter = 0
LDAP-TLS-Mode = 0
```

```
server-address = 0
port = 0
base = 0
user-name = 0
password = 0
maxhits = 0
LDAP-name-attributes = 0
LDAP-number-attributes = 0
LDAP-display-name = 0
protocol = 0
LDAP-lookup-for-incoming-call = 0
LDAP-lookup-for-callout = 0
LDAP-sorting-results = 0
```

[Contacts-Broadsoft]

```
Directotries = 0
XSI = 0
```

[MulticastIP]

```
Receive_Priority = 0
MulticastIPConfig = 0
PagePriorityActive = 0
PagingList = 0
```

[Contacts-Favorite]

```
contacts-group = 0
super-search = 0
```

[Security]

```
password = 0
trusted_cert = 2
server_cert = 2
```

[TrustCerts]

```
trust-certs-records = 2
btn-delete-certs = 2
only-accept-trusted-certs = 2
upload-trust-certs = 2
common-name-validation = 2
ca-certs = 2
```

[ServerCerts]

```
server-certs-records = 2
server-certs-upload = 2
```

```
server-certs-device-cert = 2
```

```
[ HiddenSetting ]
```

```
custom-factory-config = 2
```

```
DND-Active = 2
```

```
Forward-Active = 2
```

```
Broadsoft-Active = 1
```

```
Redirect-Active = 1
```

```
UC-Active = 1
```

```
pushxml = 2
```

```
[ GUI ]
```

```
status_list= 0
```

```
Status_IP = 11
```

```
Status_IPv6 = 11
```

```
Status_MAC = 21
```

```
Status_HW = 01
```

```
Status_More = 01
```

```
network = 0
```

```
Status_More_Phone = 0
```

```
Status_More_Account = 0
```

```
Status_More_RTP = 02
```

```
status_general = 02
```

```
features= 02
```

```
CallControl = 0
```

```
callcontrol_anywhere = 11
```

```
callcontrol_remoteoffice = 11
```

```
callcontrol_forward = 11
```

```
always-forward = 1
```

```
busy-forward = 1
```

```
NoAnswer-forward = 1
```

```
callcontrol_dnd= 11
```

```
callcontrol_hidenumber = 11
```

```
callcontrol_anonymousrejection = 11
```

```
callcontrol_simultaneousring = 11
```

```
call_waiting = 1
```

```
DSSKey = 1
```

```
key_as_send= 12
```

```
hotline-number = 1
```

```
Features_Anonymous = 1
```

```
Features_AutoRD = 1
```

```
intercom = 1
```

```
call_completion = 1
history_save= 2

multipaginglist = 10

Main_Settings = 0

time_zone = 0
Basic_Time_Manual = 0
display = 10
sound = 1
key_tone = 1
ring_type_setting = 1
unlock_pin= 2

account_label = 02
display_name = 02
register_name = 02
user_name = 01
account_password = 01
sip_server = 01
enabled-outbound-proxy-server = 01
outbound-proxy-server = 01
STUN_server = 02
auto-Answer= 1
Adv_Network = 0
wan_port_title = 02
VLAN-items = 02
wanport = 02
pcport = 02
dhcpvlan = 02
web-server = 02
8021x = 02
open-VPN = 02
open-Ildp = 02
network_cdp = 02
network_nat = 02
softkey Label = 02
keyboard_lock = 02
Adv_Reboot = 02
Adv_ResetToFac = 2
password = 0
Adv_AES = 02
autoprovision = 02
```

```
international-forward = 02

SMS= 12
MSG_Voice = 1
viewvoicemail = 1
setvoicemail = 1
usermodeentry = 0
NAT_traversal = 02
contrast_ctrl = 0

broadsoft_contact_list = 0
callcontrol_initialacdstate = 11
callcontrol_setacdstate = 11

Main_Contacts = 0
local_contact_list = 0
remote_contact_list = 0
blacklist_list = 0

call_info= 0
local_call_log_list = 01

Adv_Account = 2
Basic_LANG = 0
Basic_Setting_BackLight = 0
Basic_Time_Format = 0
Basic_Time_SNTP = 0
MSG_Text = 0
SMS_Draftbox = 0
SMS_Inbox = 0
SMS_NEW = 0
SMS_Outbox = 0
SMS_Sentbox = 0
Set_Adv = 0
Set_Basic = 0
dhcptimezone = 0
line_active = 2
status = 0
dnd= 0
reset_default = 0
usb-record = 0
browserecordfiles = 0
browseusbstorage = 0
```

W52P/W56P IP DECT Phones

The default configuration item settings in factory WebItemsLevel.cfg for W56P IP DECT phones running firmware version 80 or later are:

```
[ Status-Menu ]
Status-Basic = 0
Status-RTP = 3
Status-VoIP = 0

[ Status ]
version = 0
network = 0
IPv4 = 0
NetworkCommon = 0

[ Status-VoIP ]
registered-handset = 0
registered-new-handset = 0
voip-status = 0
paging = 0

[ Account ]
account-register = 0
account-basic = 0
account-codec = 0
account-adv = 0
account-assign = 0
account-handsetname = 0

[ Account-Register ]
switch-account = 0
account_status = 0
line_active = 0
account_label = 0
display_name = 0
register_name = 01
```

```
user_name = 01
account_password = 2
enabled-outbound-proxy-server = 01
outbound-proxy-server = 01
transport-item = 2
backup-outbound-proxy-server = 01
proxy-fallback-interval = 01
NAT_traversal = 2
sip_server = 2
```

[Account-Basic]

```
switch-account = 0
proxy_require = 0
send_anonymous = 1
anonymous_call_enabled = 0
anonymous_call_OnCode = 1
anonymous_call_OffCode = 1
anonymous_rejection_enabled = 0
anonymous_rejection_OnCode = 1
anonymous_rejection_OffCode = 1
send_anonymous_rejection_code = 0
```

[Account-Codec]

```
switch-account = 0
codecs-group = 0
```

[Account-Adv]

```
switch-account = 0
UDP_keep-alive = 2
local-SIP-port = 2
rport = 2
sip-session-timer = 2
subscribe-period = 2
DTMF_items = 2
reliable_retransmission = 2
MWI-items = 2
voice_mail = 0
```

```
caller-ID-header = 2
use-session-timer = 2
session-timer = 2
session-refresher = 2
user-equal-phone = 2
voice-encryption = 2
ptime-item = 2
share-line = 2
SIP-send-MAC = 2
SIP-send-line = 2
SIP-Reg-retry-timer = 2
conference-type = 2
conference-uri = 2
SIPServerType = 2
UnregisterOnReboot = 2
RTCP-Collector-Name = 3
RTCP-Collector-Address = 3
RTCP-Collector-Port = 3
subscribe-register = 2

[ Account-Assign ]
incoming-lines = 0
outgoing-lines = 0

[ Account-Handsetname ]
handsetname = 1

[ Network ]
network-basic = 0
network-advanced = 0
shotlevel = 0

[ Network-Basic ]
ipaddress-mode = 2
ipv4config = 2
wan-ppoe = 2
```


[Network-Advanced]

LLDP-items = 2

VLAN-items = 2

NAT-items = 2

voice-QoS = 2

local-RTP-port = 2

web-server = 2

8021x = 2

reg-surge-prev = 2

open-VPN = 2

[Features]

features-forward = 0

features-general = 0

features-audio = 0

features-transfer = 0

features-callpickup = 0

features-phonelock = 0

features-powered = 0

[Forward&DND]

head-forward = 0

forward-mode = 0

forward-account = 0

always-forward = 0

always-forward-enabled = 0

always-forward-target = 0

always-forward-OnCode = 0

always-forward-OffCode = 0

busy-forward = 0

busy-forward-enabled = 0

busy-forward-target = 0

busy-forward-OnCode = 0

busy-forward-OffCode = 0

NoAnswer-forward = 0

NoAnswer-forward-enabled = 0

NoAnswer-forward-ringtimes = 0

NoAnswer-forward-target = 0

NoAnswer-forward-OnCode = 0

NoAnswer-forward-OffCode = 0

DND = 0

DND-mode = 01

DND-account = 01

DND-Status = 01

DND-OnCode = 01

DND-OffCode = 01

[General-Information]

call_waiting = 0

key_as_send = 0

reserve-pound = 2

busytone_delay = 0

return-code-refuse = 0

return-code-DND = 0

feature-key-synchronisation = 0

TimeOut-for-DialNow = 0

RFC-2543-Hold = 2

use-outbound-in-dialog = 2

IsDeal-180 = 2

SaveCallHistory = 2

SuppressDTMFDisplay = 1

SuppressDTMFDisplayDelay = 1

FwdInternational = 0

Diversion-History-Info = 1

ReLogOffTime = 2

call-number-filter = 0

allow-IP-call = 0

voicemail-tone = 0

DHCP-hostname = 0

reboot-in-talking = 0

display-method-on-dialing = 2

sip-trust-control = 2

end-call-onhook = 0

[Features-Audio]

call-waiting-tone = 0

[Features-Transfer]

semi-attend-transfer = 0

Semi-Attend-Trans-OnHook = 0

blind-tran-onhook = 0

[Features-Callpickup]

Call-Park = 0

[Features-Lock]

emergency_setting = 2

[Features-PowerLED]

common-power-light-on = 0

ring-power-light-flash = 0

mail-power-light-flash = 0

miss-call-light-flash = 0

[Settings]

settings-preference = 0

settings-datetime = 0

settings-calldisplay = 0

settings-upgrade = 0

settings-autop = 0

settings-config = 0

settings-dialplan = 0

settings-voice = 0

settings-tones = 0

settings-tr069 = 2

settings-voicemonitoring = 3

settings-sip = 1

[Settings-Preference]

web-language = 0

```
watchdog = 2

[ Time&Date ]
DHCP-Time = 0
time_zone = 0
NTP_priority = 0
prim_server = 0
sec_server = 0
update_interval = 0
daylight-time = 0
time_type = 0
daylight_date = 0
offset = 0
manual-time = 0
manual-time-settings = 0
time_format_setting = 0
date_format_setting = 0
location = 0

[ Settings-CallDisplay ]
Incoming-Call-Ringer-Animation = 0
Call-Display-Method = 0

[ Settings-Upgrade ]
version_info = 0
reset_to_factory = 1
reset_local_config = 0
reboot_device = 0
upgrade_firmware = 1
upgrade_handset_firmware = 1

[ Settings-AutoProvision ]
pnp-active = 2
dhcp-active = 2
custom-option = 2
DHCP-Option-Value = 2
server-URL = 2
```

```
account = 2
password = 2
common-AES-key = 2
MAC-Oriented-AES-key = 2
poweron-active = 2
repeatedly-active = 2
repeat-interval = 2
weekly-active = 2
autop-time = 2
day-of-week = 2
btn-autop-now = 2
attempt-expired-time = 2
```

[Settings-Config]

```
opt-configfile = 1
opt-factory-configfile = 2
export-cfg-config-file = 2
import-cfg-config-file = 2
pcap_trace = 1
syslog = 1
SystemLogLevel = 2
```

[Settings-DialPlan]

```
replace-rule = 0
dial-now = 0
area-code = 0
block-out = 0
replace-rule-control = 0
dial-now-control = 0
area-code-control = 0
block-out-control = 0
```

[Settings-Voice]

```
echo-cancellation = 0
jitter-buffer = 0
```

[Settings-Tones]

tone-items = 0

[TR069]

head = 2

EnableTR069 = 2

ACSUsername = 2

ACSPassword = 2

ACSURL = 2

EnablePeriodicInform = 2

PeriodicInformInterval = 2

RequestUsername = 2

RequestPassword = 2

[Settings-VoiceMonitoring]

RTCP-Session-Report = 2

RTCP-Interval-Report = 2

RTCP-Interval-Period = 2

RTCP-Warning-Moslq = 2

RTCP-Critical-Moslq = 2

RTCP-Warning-Delay = 2

RTCP-Critical-Delay = 2

Display-VQReport-On-Web = 2

Display-VQReport-On-UI = 2

RTCP-Report-Options = 2

[Settings-SIP]

sip-session-timer = 2

local-SIP-port = 2

TLS-SIP-Port = 2

[Contacts]

contacts-basic = 0

contacts-remote = 0

contacts-LDAP = 0

contacts-broadsoft = 0

contacts-favorite = 0

[Contacts-Basic]

download-contacts = 0

import-contacts = 0

export-contacts = 0

[Contacts-Remote]

remote-phonebook-list = 0

SRemoteNameEnable = 0

SRemoteNameFlashTime = 0

[LDAP]

enable-LDAP = 0

LDAP-name-filter = 0

LDAP-number-filter = 0

LDAP-TLS-Mode = 0

server-address = 0

port = 0

base = 0

user-name = 0

password = 0

maxhits = 0

LDAP-name-attributes = 0

LDAP-number-attributes = 0

LDAP-display-name = 0

protocol = 0

LDAP-lookup-for-incoming-call = 0

LDAP-lookup-for-callout = 0

LDAP-sorting-results = 0

[Contacts-Broadsoft]

Directotries = 0

XSI = 0

[Contacts-Favorite]

contacts-group = 0

super-search = 0

[Security]

password = 0

trusted_cert = 2

server_cert = 2

base-pin = 0

[BasePin]

base-unit-pin = 0

[TrustCerts]

trust-certs-records = 2

btn-delete-certs = 2

only-accept-trusted-certs = 2

upload-trust-certs = 2

common-name-validation = 2

ca-certs = 2

[ServerCerts]

server-certs-records = 2

server-certs-upload = 2

server-certs-device-cert = 2

[HiddenSetting]

custom-factory-config = 2

DND-Active = 2

Forward-Active = 2

Broadsoft-Active = 1

Redirect-Active = 1

[GUI]

Menu_Status = 0

Base = 0

Handset = 0

LineStatus = 0

Menu_Intercom = 0

Intercom_HSXS = 0

Intercom_ALLHS = 0

Menu_VoiceMail = 0

Play_Message = 0

Set_Voice_Mail = 0

Set_Key_1 = 0

Menu_CallFeatures = 0

CallForward = 0

AlwaysForward = 0

BusyForward = 0

NoAnswerForward = 0

DND = 0

CallWaiting = 0

AnonymousRejection = 0

AnonymousCall = 0

Menu_Directory = 0

Local_Contact_List = 0

Remote_Contact_List = 0

Broadsoft_Contact_List = 0

LDAP_Contact_List = 0

Menu_Settings = 0

DateTime = 0

Audio = 0

Advisory_Tones = 0

Ring_Tones = 0

Volume = 0

Melodies = 0

Display = 0

Screen_Saver = 0

Color_Schemes = 0

Wallpaper = 0

Display_Backlight = 0

Keypad_Light = 0

Time_Formate = 0
Date_Formate = 0
Input_Method = 0

Shortcut = 0
Soft_Left = 0
Soft_Right = 0
Up = 0
Down = 0
Left = 0
Right = 0

Language = 0

Registration = 0
De_reg_Hadndset = 0
Select_Base = 0

Telephony = 0
Auto_Answer = 0
Auto_Intercom = 0
Default_Line = 0
Incoming_Lines = 02
Speed_Dial = 0
Blacklist = 0

SystemSettings = 0
Network = 0
Logon_Wizard = 0
Handset_Reset = 0
Change_Base_PIN = 02
Base_Reset = 02
Base_Reset_Local_Cfg = 02
Base_Restart = 02
Auto_Provision = 02
RPS = 02
Eco_Mode_Plus = 02

Eco_Mode = 0

Repeater_Mode = 02

HandsetName = 0

UpgradeFirmware = 2

Menu_History = 0

All_Calls = 0

Missed_Calls = 0

Outgoing_Calls = 0

Accepted_Calls = 0

Menu_Usermode = 0

Customer Feedback

We are striving to improve our documentation quality and we appreciate your feedback. Email your opinions and comments to DocsFeedback@yealink.com.