

# Yealink VP59 Teams Video Phone Release Notes of Version 15

## Table of Contents

<b>Yealink VP59 Teams Video Phone Release Notes of Version 15 .....</b>	<b>1</b>
<b>Yealink VP59 Teams Video Phone Release Notes of Version 91.15.0.63 .....</b>	<b>4</b>
1. Introduction .....	4
2. Feature List .....	4
3. Optimization .....	4
4. Bug Fixes .....	4
<b>Yealink VP59 Teams Video Phone Release Notes of Version 91.15.0.58 .....</b>	<b>5</b>
1. Introduction .....	5
2. Feature List .....	5
3. Optimization .....	5
4. Bug Fixes .....	5
5. Features Descriptions .....	6
<b>Yealink VP59 Teams Video Phone Release Notes of Version 91.15.0.54 .....</b>	<b>8</b>
1. Introduction .....	8
2. Feature List .....	8
3. Optimization .....	8
4. Bug Fixes .....	8
5. Features Descriptions .....	8
<b>Yealink VP59 Teams Video Phone Release Notes of Version 91.15.0.50 .....</b>	<b>9</b>
1. Introduction .....	9
2. Feature List .....	9
3. Optimization .....	9
4. Bug Fixes .....	9
5. Features Descriptions .....	10
6. Optimization Descriptions .....	11
7. Notes .....	11
<b>Yealink VP59 Teams Video Phone Release Notes of Version 91.15.0.48 .....</b>	<b>12</b>
1. Introduction .....	12
2. Feature List .....	12
3. Optimization .....	12
4. Bug Fixes .....	12
5. Features Descriptions .....	13
<b>Yealink VP59 Teams Video Phone Release Notes of Version 91.15.0.44 .....</b>	<b>17</b>
1. Introduction .....	17
2. Feature List .....	17

3. Optimization.....	17
4. Bug Fixes .....	17
5. Features Descriptions .....	17
<b>Yealink VP59 Teams Video Phone Release Notes of Version 91.15.0.42.....</b>	<b>19</b>
1. Introduction .....	19
2. Feature List.....	19
3. Optimization.....	19
4. Bug Fixes .....	19
5. Features Descriptions .....	19
<b>Yealink VP59 Teams Video Phone Release Notes of Version 91.15.0.40.....</b>	<b>21</b>
1. Introduction .....	21
2. Feature List.....	21
3. Optimization.....	21
4. Bug Fixes .....	21
5. Features Descriptions .....	21
<b>Yealink VP59 Teams Video Phone Release Notes of Version 91.15.0.38.....</b>	<b>23</b>
1. Introduction .....	23
2. Feature List.....	23
3. Optimization.....	23
4. Bug Fixes .....	23
5. Features Descriptions .....	23
6. Optimization Descriptions.....	24
<b>Yealink VP59 Teams Video Phone Release Notes of Version 91.15.0.36.....</b>	<b>25</b>
1. Introduction .....	25
2. Feature List.....	25
3. Optimization.....	25
4. Bug Fixes .....	25
5. Features Descriptions .....	26
6. Optimization Descriptions.....	26
<b>Yealink VP59 Teams Video Phone Release Notes of Version 91.15.0.28.....</b>	<b>27</b>
1. Introduction .....	27
2. Feature List.....	27
3. Optimization.....	27
4. Bug Fixes .....	27
5. Features Descriptions .....	28
<b>Yealink VP59 Teams Video Phone Release Notes of Version 91.15.0.26.....</b>	<b>29</b>
1. Introduction .....	29
2. Feature List.....	29
3. Optimization.....	29
4. Bug Fixes .....	29
5. Features Descriptions .....	30
<b>Yealink VP59 Teams Video Phone Release Notes of Version 91.15.0.16.....</b>	<b>31</b>
1. Introduction .....	31
2. Feature List.....	31

---

<b>3. Optimization.....</b>	<b>32</b>
<b>4. Bug Fixes .....</b>	<b>32</b>
<b>5. Features Descriptions .....</b>	<b>32</b>

# **Yealink VP59 Teams Video Phone Release**

## **Notes of Version 91.15.0.63**

### **1. Introduction**

- Firmware Version:  
VP59: 91.15.0.58 upgrades to 91.15.0.63
- Teams Version: 1449/1.0.94. 2021051303
- Partner APP Version: 1.15.0.21041414
- Applicable Models: VP59
- Release Date: June 7<sup>th</sup>, 2021

### **2. Feature List**

1. Supported that integrating Outlook contacts in people app in read-only mode.
2. Supported that the phone enables DTMF on the pre-call screen.
3. Supported that organizer and presenter can set hard mute in a meeting.
4. Supported the live captions during calls.
5. Supported that hides the name of meeting titles.
6. Supported that auto answer for meet now.

### **3. Optimization**

1. Optimized calling latency.

### **4. Bug Fixes**

1. Fixed an issue that the phone reboot slowly.
2. Fixed an issue that firmware update using Wi-Fi failed in DM.
3. Fixed an issue that the phone needs to sign in again after rebooting.
4. Fixed an issue that shared account sign-in got stuck on verifying few things page in TAC.
5. Fixed an issue that the phone is stuck on the username page while signing in when language (Turkish) is changed from the sign-in page.
6. Fixed an issue that the phone goes back to the sign in screen with the same code when sign in failed.

# Yealink VP59 Teams Video Phone Release

## Notes of Version 91.15.0.58

### 1. Introduction

- Firmware Version:  
VP59: 91.15.0.54 upgrades to 91.15.0.58
- Teams Version: 1449/1.0.94.2021022403
- Partner APP Version: 1.15.0.21030311
- Applicable Models: VP59
- Release Date: March 30<sup>th</sup>, 2021

### 2. Feature List

1. Supported the new and simple sign-in experience.
2. Supported multi-cloud sign-in.
3. Supported signing in from Teams Admin Center and remote provisioning.
4. Supported new meeting stage.
5. Supported LLDP for E911 updates.
6. Supported transferring call to work voicemail.
7. Supported opting out of call queues from Teams phone settings.
8. Supported HTTPS proxy server.
9. Supported the safer device web.
10. Supported Yealink USB headset UH33 E2, UH34, UH36, and wireless headset WH62, WH63, WH66 and WH67.
11. Supported noise suppression.

### 3. Optimization

None

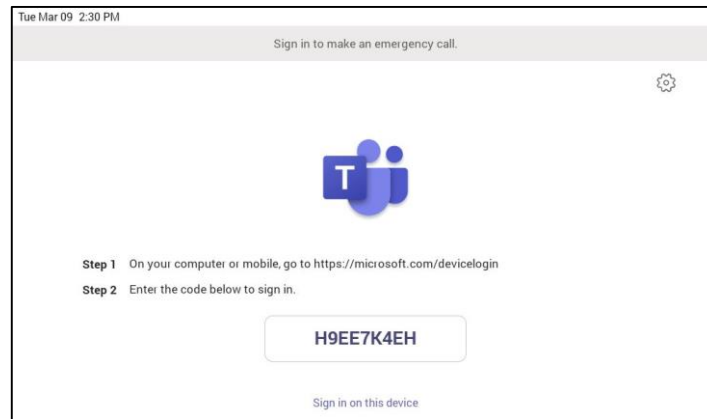
### 4. Bug Fixes

1. Fixed an issue that the account without DID, Teams App crashes after pressing hard keys randomly.

## 5. Features Descriptions

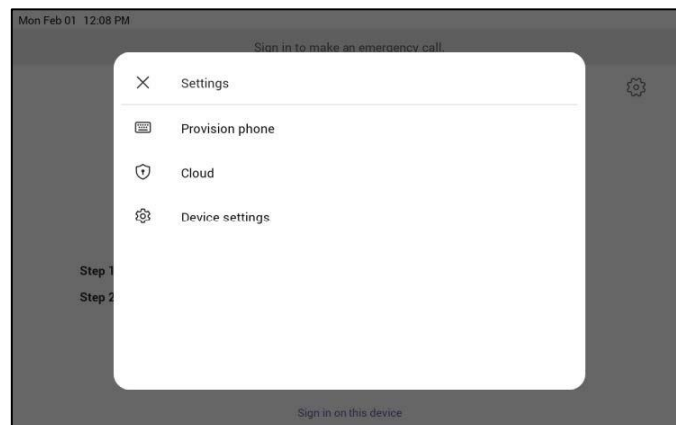
### 1. Supported the new and simple sign-in experience.

**Description:** Users are provided with the option to sign in from any browser or smartphone with a prominent device code. If users choose to sign in from the device, they can enter their username and password on-screen via the device keyboard.



### 2. Supported multi-cloud sign-in.

**Description:** For authentication into specialized clouds, users can choose the Settings gear on the sign in page to see the options that are applicable to their tenant.



### 3. Supported signing in from Teams Admin Center and remote provisioning.

**Description:** For authentication into specialized clouds, users can choose the Settings gear on the sign in page to see the options that are applicable to their tenant.

### 4. Supported new meeting stage.

**Description:** For authentication into specialized clouds, users can choose the Settings gear on the sign in page to see the options that are applicable

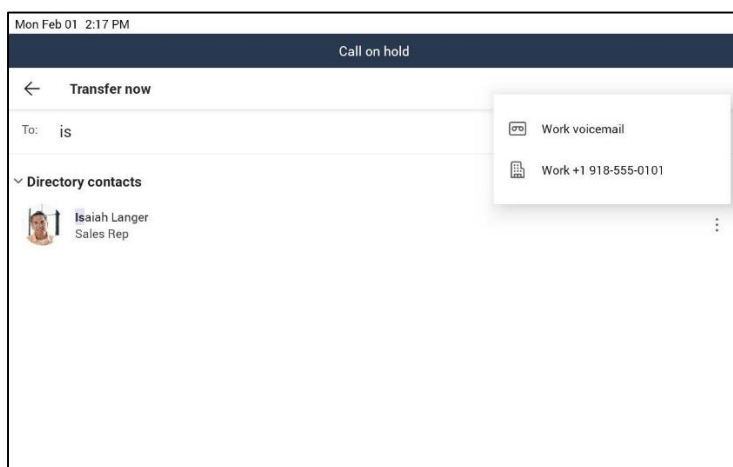
to their tenant.

## 5. Supported LLDP for E911 updates.

**Description:** Teams devices connected to the network via Ethernet will dynamically update location information for emergency calling services based on changes to network attributes including chassis ID and port ID.

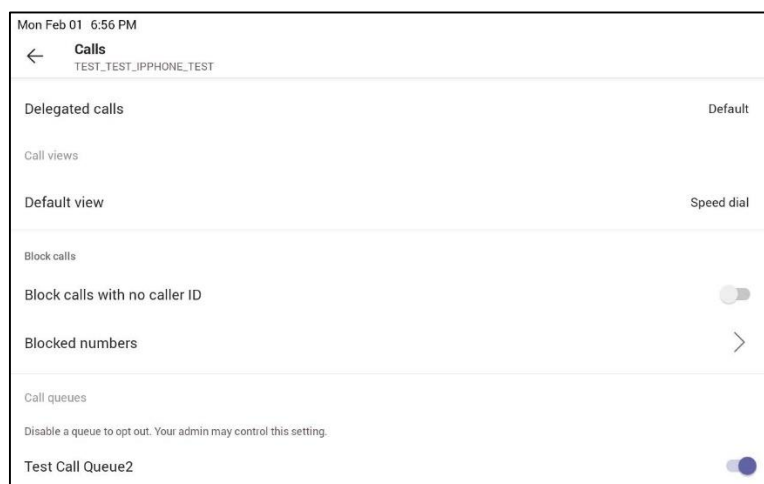
## 6. Supported transferring call to work voicemail.

**Description:** Users can directly transfer a call into someone's work voicemail without needing to ring the far-end user. This allows them to discreetly leave voicemails for users without interrupting them.



## 7. Supported opting out of call queues from Teams phone settings.

**Description:** Call queue agents can opt out of call queues or opt in based on settings made available on the Teams phones.



# **Yealink VP59 Teams Video Phone Release**

## **Notes of Version 91.15.0.54**

### **1. Introduction**

- Firmware Version:  
VP59: 91.15.0.50 upgrades to 91.15.0.54
- Teams Version: 1449/1.0.94.2020111101
- Partner APP Version: 1.15.0.20121622
- Applicable Models: VP59
- Release Date: Dec 29<sup>th</sup>, 2020

### **2. Feature List**

None

### **3. Optimization**

1. Optimized the popup of the Time Zone after firmware upgrade.

### **4. Bug Fixes**

2. Fixed an issue that reports unknown license error when importing license.
3. Fixed an issue that Time zone change to +8 after firmware upgrade.

### **5. Features Descriptions**

None



# **Yealink VP59 Teams Video Phone Release**

## **Notes of Version 91.15.0.50**

### **1. Introduction**

- Firmware Version:  
VP59: 91.15.0.48 upgrades to 91.15.0.50
- Teams Version: 1449/1.0.94.2020111101
- Partner APP Version: 1.15.0.20111616
- Applicable Models: VP59
- Release Date: Dec 9<sup>th</sup>, 2020

### **2. Feature List**

1. Supported sidecar for phones.
2. Supported talkback/ voice assistant.
3. Supported GCC environment.
4. Supported Meet Now on phones.
5. Supported video enhancements for Teams meetings: 3x3 Layout, together mode, gallery view and background blur.
6. Supported configuring ringer device on phones.
7. Supported Japanese language and Japanese input method.
8. Supported putting an incoming SIP call to waiting mode when having a Teams call.

### **3. Optimization**

1. Optimized the Time Zone setting: Keyword search, Automatic daylight saving time.

### **4. Bug Fixes**

1. Fixed an issue that multiple issues occurred when Hot Desking performed with Accessibility settings enabled.
2. Fixed an issue that Teams App is crashing when the second call received on the phone.
3. Fixed an issue that user cannot accept the meeting invite from connected

Laptop or phone in BT mode.

4. Fixed an issue that the username is not getting displayed for speed dial contacts.
5. Fixed an issue that show meeting update on home screen till meeting ends.

## 5. Features Descriptions

### 1. Supported sidecar for phones.

**Description:** Teams in sidecar gives user an efficient way to reach out for frequently used contact groups in their IP phone. With a sidecar device equipped with Teams, a user can select and pin the names of any contact group in his/her IP phone to the screen of the sidecar, so they can make a speed dial with one click, know their presences at a glance, and manage contacts quickly.



### 2. Supported GCC environment.

**Description:** Teams phones application is ready to be deployed in the Microsoft 365 Government – GCC environment.

### 3. Supported Meet Now on phones.

**Description:** Users can start an instant meeting on Teams phones from the calendar application. Once the meeting is created, users can add participants by inviting them.

### 4. Supported video enhancements for Teams meetings: 3x3 Layout, together mode, gallery view and background blur.

**Description:** We supports a new video layout that is able to display up to 9

participants in a video-enabled meeting. The users can also enable the together mode or have a large gallery view on video-enabled Teams phones. To avoid distractions and unexpected disruptions during video meetings and calls, Teams phones and displays will support the background blur feature.

## **5. Supported configuring ringer device on phones.**

**Description:** You can connect a USB speakerphone CP900 / CP700 on the phone to control calls. When there is an incoming call, the CP900/CP700 will ring and the LED flashes. After answering the call, users can press the button on Teams phone to switch the desired voice channel.

## **6. Supported putting an incoming SIP call to waiting mode when having a Teams call.**

**Description:** If you have an incoming SIP call when having a Teams call, the incoming call is set to waiting mode automatically.

## **6. Optimization Descriptions**

### **1. Optimized the Time Zone setting: Keyword search, Automatic daylight saving time.**

**Description:** You can find time zone with location description or keyword search. The daylight saving time will be set automatically after selecting the time zone.

## **7. Notes**

1. Due to program updates, users need to reset the time zone or TAC (Teams Admin Center) pushes the time zone again after upgrading the new firmware to the newest version.
2. Due to a known issue that the sidebar may trigger the bug of displaying "sign in your account" window on secondary interfaces. New Teams APP solved this issue will be released by Microsoft on TAC.

# **Yealink VP59 Teams Video Phone Release**

## **Notes of Version 91.15.0.48**

### **1. Introduction**

- Firmware Version:  
VP59: 91.15.0.44 upgrades to 91.15.0.48
- Teams Version: 1449/1.0.94.2020091801
- Partner APP Version: 1.15.0.20091610
- Applicable Models: VP59
- Release Date: Oct 14<sup>th</sup>, 2020

### **2. Feature List**

1. Supported Better Together Lock/Unlock.
2. Supported Better Together Meeting scenarios.
3. Supported Hybrid Mode (two APPs running on the phone in the meanwhile: Team APP and Survivability App).

### **3. Optimization**

None

### **4. Bug Fixes**

1. Fixed an issue that the device is stuck at "signing-in" page when clicked on company portal option in Settings.
2. Fixed an issue that the offline banner needs to be updated to global offline banner for hidden tabs.
3. Fixed an issue that the laptop is displaying as connected in manage devices even after Desktop Client user logoff.
4. Fixed an issue that the high Contrast Mode does not take effect unless the app is restarted.
5. Fixed an issue that the device is stuck in "Verifying a few things" page while signing in.

## 5. Features Descriptions

### 1. Supported Better Together Lock/Unlock.

**Description:** Your Teams phone and Teams PC client will have a coordinated and seamless lock and unlock experience.

To set this up, you will need to connect your Teams PC client to your Teams phone.

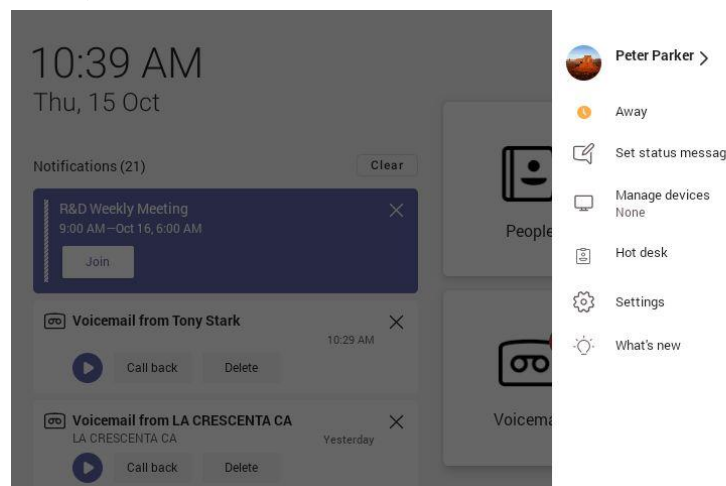
Prerequisites:

- 1) Both devices need to be signed into the same user account.
- 2) Your PC must be Bluetooth enabled and in proximity to your Teams phone.
- 3) Your PC must run 64-bit Teams desktop client with version  $\geq$  1.3.00.15364.

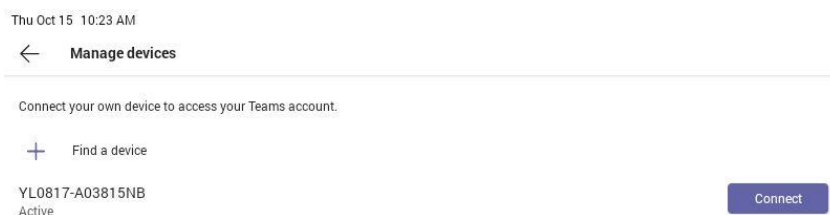
Note: Mac, Linux, web, mobile and 32-bit/ARM-based Teams clients are currently not supported.

Lock / unlock setup:

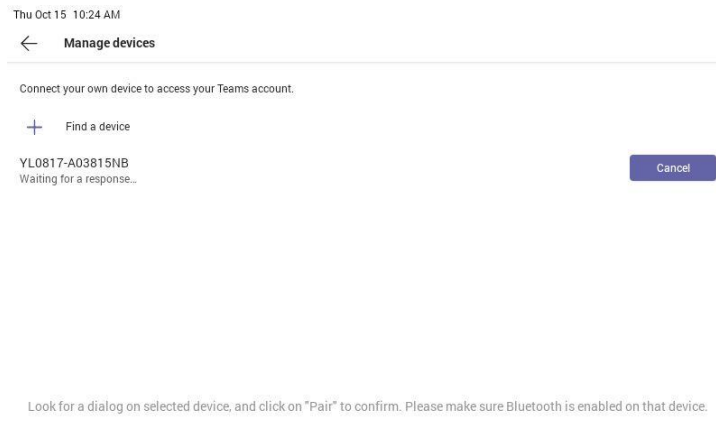
- 1) Go to Manage devices on your Teams phone.



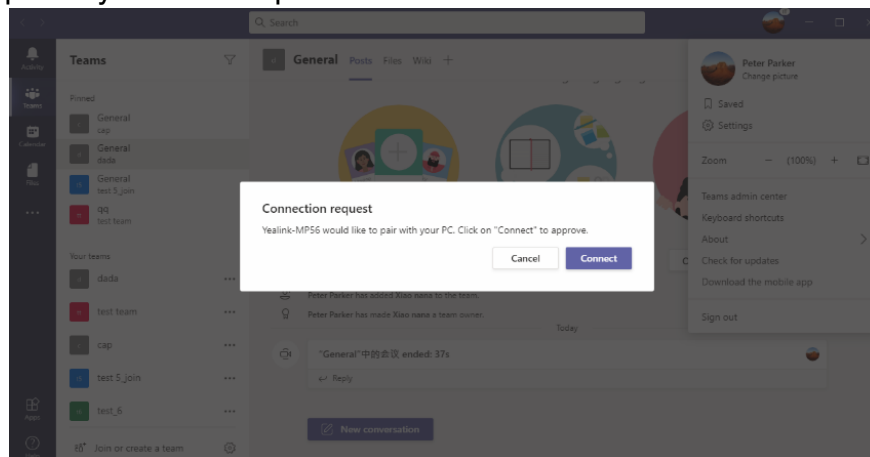
- 2) Click Find a device and Connect to setup with your nearby Teams Windows Desktop client.



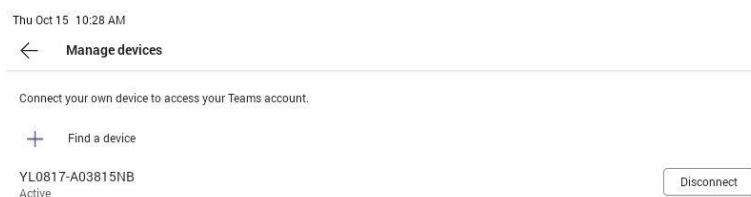
- 3) Teams phone is waiting for a response from your Teams Windows Desktop client.



- 4) Click Connect on your Teams Windows Desktop client to complete setup with your Teams phone.



- 5) Setup is complete.



## 2. Supported Better Together Meeting scenarios.

**Description:** While in a meeting using better together mode on a PC, the call will automatically be routed to the connected device. The connected device will be shown in device settings in the pre-join screen. Once the user

has joined the meeting, the call control for same meeting can be accessed from either the connected phone or Teams Windows client.

### 3. Supported Hybrid Mode.

**Description:** Teams phone supports hybrid mode. This feature is suitable for the scenario of disconnection with local MS server. In addition, it can be applied to customers who migrate from SIP solutions to Teams solutions. During the transition period, there will be both SIP account users and Teams account users within the enterprise, and we will make it possible for these two groups to communicate with each other.

To enable hybrid mode on the Teams phone, you need configure these parameters in the CFG file.

```
features.hybrid_mode.enable=1
account.X.sip_server.1.address = <SBC IP Address>
account.X.user_name = <Username>
account.X.password = <Password> [X ranges from 1 to 12]
```

There are two APPs (Teams APP and Survivability APP) running on the Teams phone. And Yealink Teams phone supports the registration of multiple accounts (including Teams and SIP accounts) on the phone. the user can dial or answer SIP calls on survivability APP.

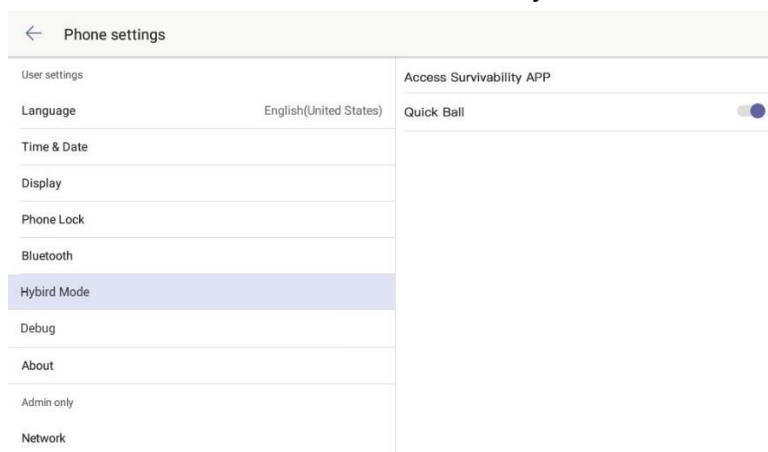


Figure 1 - Entrance of Survivability APP on Teams APP

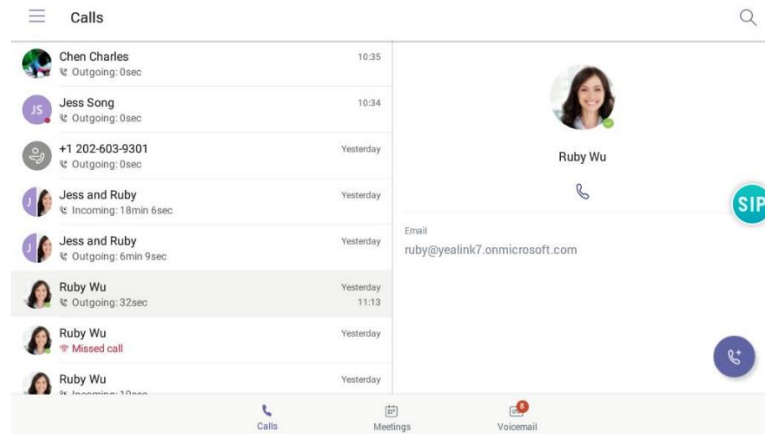


Figure 2 – Enabling Quick Ball on Teams APP

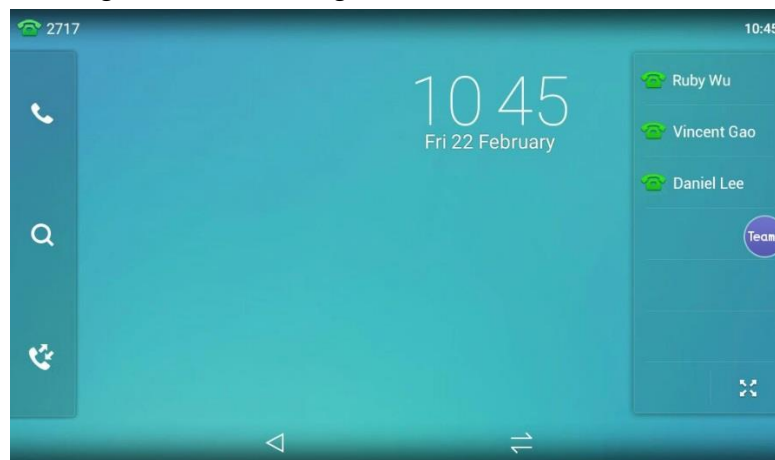


Figure 3 - Main Screen of Survivability APP

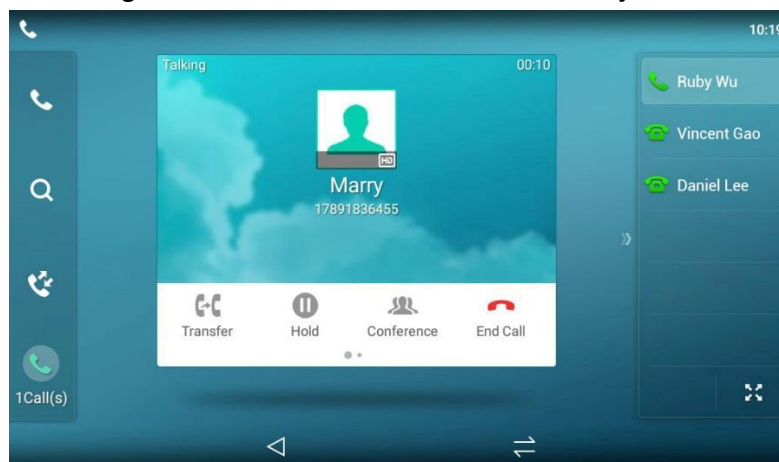


Figure 4 – Placing a call on Survivability APP



## Yealink VP59 Teams Video Phone Release Notes of Version 91.15.0.44

### 1. Introduction

- Firmware Version:  
VP59: 91.15.0.42 upgrades to 91.15.0.44
- Teams Version: 1449/1.0.94.2020071702
- Partner APP Version: 1.15.0.20072919
- Applicable Models: VP59
- Release Date: Sep 4<sup>th</sup>, 2020

### 2. Feature List

1. Supported Home screen or landing page for IP phones.
2. Supported customizing default view in Calls App.
3. Supported meeting reminders for IP phones.
4. Supported enabling auto accept and video on by default for meeting join.

### 3. Optimization

None

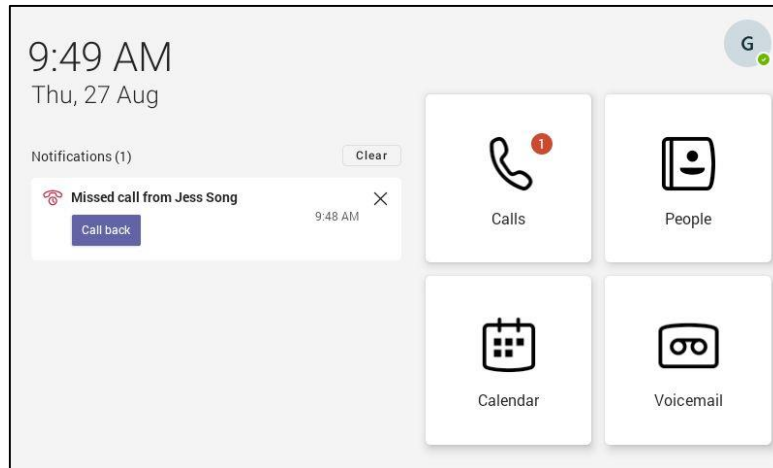
### 4. Bug Fixes

None

### 5. Features Descriptions

#### 1. Supported Home screen or landing page for IP phones.

**Description:** The home screen on Teams phones is a simple view providing up-to-date information about your calling and meeting activity. You can see meeting reminders of your current and upcoming meetings, perform quick actions like joining your current meeting, playing voicemail, or replying to missed calls directly from your home screen. Detailed information about your call history, calendar and people is still just a click away.



## 2. Supported customizing default view in Calls App.

**Description:** The phone provides customers the ability to choose whether dial pad is default or speed dial/recent is default under Calling Settings.

## 3. Supported meeting reminders for IP phones.

**Description:**

- 1) Show upcoming meeting notifications for upcoming meetings 15 min, 10 min and 5 min before the meeting starts.
- 2) Show options to snooze and dismiss. Snooze again in 10 min and 5 min.
- 3) Meeting started notifications should pop up after meeting has started when the first person or room joins the meeting.

## 4. Supported enabling auto accept and video on by default for meeting join.

**Description:** For increased privacy and security, auto accept settings are only enabled when:

- 1) The Teams video phone is signed in with Meeting room accounts (TeamsIPPhonePolicy setting for SignInMode should be set to Meeting SignIn).
- 2) The person enabling this feature on the Teams video phone has access to the phone's admin password.
- 3) The Teams video phone is already invited to the scheduled meeting.
- 4) Participants within the same tenant can invite the Teams video phone into the meeting.

# Yealink VP59 Teams Video Phone Release

## Notes of Version 91.15.0.42

### 1. Introduction

- Firmware Version:  
VP59: 91.15.0.40 upgrades to 91.15.0.42
- Teams Version: 1449/1.0.94.2020051601
- Partner APP Version: 1.15.0.20052820
- Applicable Models: VP59
- Release Date: Jun 30<sup>th</sup>, 2020

### 2. Feature List

1. Supported Contacts groups.
2. Supported Global network banner.
3. Supported Call merge.
4. Supported Raise Hands.

### 3. Optimization

1. Optimized on MWI behavior.

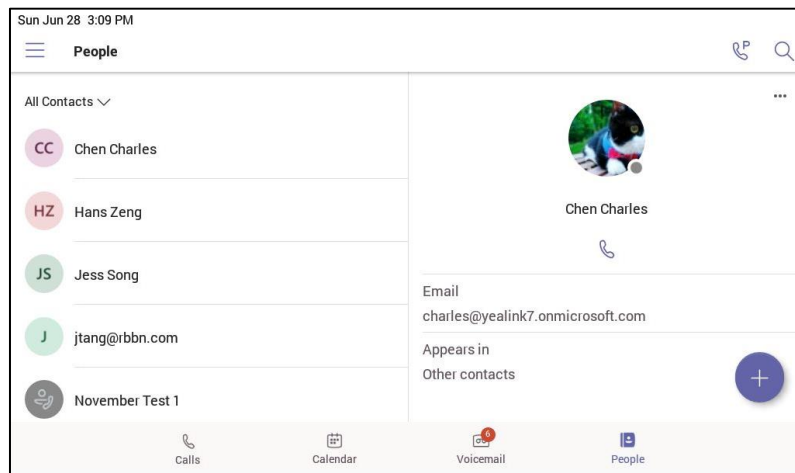
### 4. Bug Fixes

None

### 5. Features Descriptions

#### 1. Supported Contacts groups.

**Description:** The Microsoft Teams user can view their contacts when they navigate to the **People** tab.

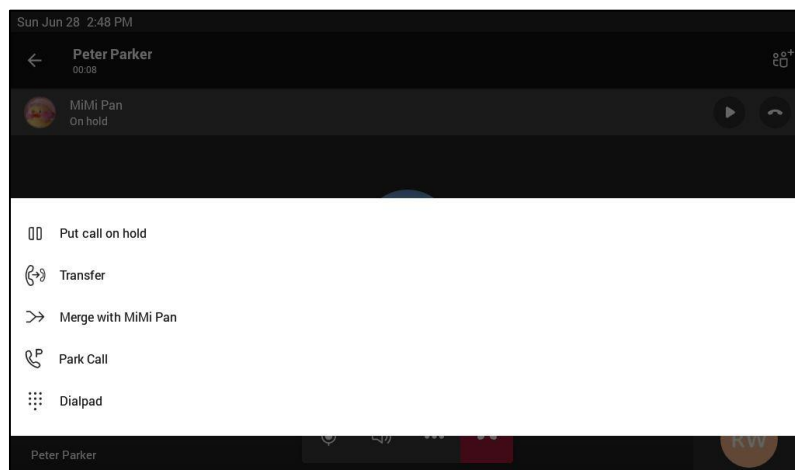


## 2. Supported Global network banner.

**Description:** The phone shows a single banner across all screens that action cannot be completed when there is network loss.

## 3. Supported Call merge.

**Description:** You can merge the active call and the held calls on your phone.



# Yealink VP59 Teams Video Phone Release

## Notes of Version 91.15.0.40

### 1. Introduction

- Firmware Version:  
VP59: 91.15.0.38 upgrades to 91.15.0.40
- Teams Version: 1449/1.0.94.2020040801
- Partner APP Version: 1.15.0.20041816
- Applicable Models: VP59
- Release Date: May 15<sup>th</sup>, 2020

### 2. Feature List

1. Upgraded the Android OS from Android 7 to Android 9 (Please note that the build with Android 9 is not allowed to downgrade to the build with Android 7).
2. Supported account status on YDMP/YMCS.
3. Supported the compatibility with Yealink EHS40.
4. Supported the compatibility with CP900/CP700.
5. Supported the Wi-Fi deployment tool.

### 3. Optimization

1. Optimized the UI on lock screen and screen saver.

### 4. Bug Fixes

None

### 5. Features Descriptions

#### 1. Supported account status on YMDP/YMCS.

**Description:** If you enable the device management feature, the phone supports synchronizing account registration status to YMCS / YMDP.

**2. Supported the compatibility with Yealink EHS40.**

**Description:** You can use most wireless headsets with your phone. EHS40 provides the technical interface between your phone and an EHS-compatible wireless headset, such as Sennheiser/Jabra (GN Netcom) or Plantronics headset. After the EHS40 and your headset are connected successfully, you can handle calls by your headset.

**3. Supported the compatibility with CP900/CP700.**

**Description:** You can connect a USB speakerphone CP900 / CP700 on the phone to control calls.

**4. Supported Wi-Fi deployment tool.**

**Description:** Yealink IP phones can automatically connect to the wireless network via a Yealink-supplied App.

# Yealink VP59 Teams Video Phone Release

## Notes of Version 91.15.0.38

### 1. Introduction

- Firmware Version:  
VP59: 91.15.0.36 upgrades to 91.15.0.38
- Teams Version: 1449/1.0.94.2020031901
- Partner APP Version: 1.15.0.20033111
- Applicable Models: VP59
- Release Date: April 26<sup>th</sup>, 2020

### 2. Feature List

1. Supported Boss/Admin Delegate Calling Features.
2. Supported Auto-Dial for Extension Calling.
3. Supported Distinctive Ringtones by Call Types.
4. Supported Adding and Removing Favorites.
5. Supported Adding Delegates from Settings.

### 3. Optimization

1. Optimized the feature of Group Call Pickup.
2. Optimized the User Interface for Calls.

### 4. Bug Fixes

None

### 5. Features Descriptions

#### 1. Supported Boss/Admin Delegate Calling Features.

**Description:** When placing an outgoing call, the delegate can call either on behalf of themselves or on behalf of the boss. Delegates can see and monitor boss' call status on the delegate's phone. When the boss puts a call on hold, call status is reflected on the delegate's phone and the delegate

can pick up the call on behalf of the boss.

## 2. Supported Auto-Dial for Extension Calling.

**Description:** Tenant admins can add dial plans for their organization with normalization rules to enable extension dialing in Teams. Teams phones will auto dial in 3 seconds after an approved extension is dialed by the user using the dial pad.

## 3. Supported Distinctive Ringtones by Call Types.

**Description:** You can set different ringtones for incoming calls, forwarded calls, and delegated calls.

## 4. Supported Adding and Removing Favorites.

**Description:** By default, all favorite contacts from the Teams desktop client are marked as favorite contacts on the phone. You can add favorites or remove favorites.

## 5. Supported Adding Delegates from Settings.

**Description:** You can add a delegate from Settings.

# 6. Optimization Descriptions

## 1. Optimized the feature of Group Call Pickup.

**Description:** You can accept/decline incoming call notifications for call groups from anywhere on the phone.

## 2. Optimized the User Interface for Calls.

**Description:** Update the following user interface for calls:

- Always available dial pad for devices.
- Quick access with touch-friendly icons for favorite contacts.
- Hidden but accessible view of recent calls for increased privacy.



# **Yealink VP59 Teams Video Phone Release**

## **Notes of Version 91.15.0.36**

### **1. Introduction**

- Firmware Version:  
VP59: 91.15.0.26 upgrades to 91.15.0.36
- Teams Version: 1449/1.0.94.2020020601
- Partner APP Version:  
VP59: 1.15.0.20021214
- Applicable Models: VP59
- Release Date: Feb 24<sup>th</sup>, 2020.

### **2. Feature List**

1. Supported Proxy Server.
2. Supported Hot Desking.
3. Supported Huddle Room Solution.

### **3. Optimization**

1. Optimized the feature of Microsoft E911.
2. Optimized the feature of Video Hardware Offloading.

### **4. Bug Fixes**

1. Fixed an issue that Lock code may not be reset after the emergency call gets disconnected.
2. Fixed an issue that the partner agent must send FirmwareVersionName in Bundle string instead of FirmwareVersion according to the new Partner Agent design spec.
3. Fixed an issue that the call will go through the speaker instead of the handset even after the phone is in offhook state.

## 5. Features Descriptions

### 1. Supported Proxy Server.

**Description:** When the phone wants to access the external network from the internal network, it will pass through the proxy server first to ensure communication security.

### 2. Supported Hot Desking.

**Description:** Hot Desking allows a temporary account to be used on the phone to meet the needs of mobile office.

### 3. Supported Huddle Room Solution.

**Description:** The VP59 Teams phone is compatible with USB camera UVC30 Room and Bluetooth microphone CPW90-BT-Single, and all of these three can provide you a video conferencing solution for huddle rooms. You can configure the camera on the VP59 via **Settings** -> **Camera settings**, and configure the Bluetooth microphone via **Settings** -> **Mic-BT**.

## 6. Optimization Descriptions

### 1. Optimized the feature of Microsoft E911.

**Description:** If an emergency issue occurs, the user can use the phone directly to enter the E911 number for alarm at any time.

### 2. Optimized the feature of Video Hardware Offloading.

**Description:** Hardware offloading allows you to enjoy 4-way 720P 30FPS video and 1-way 720P 10~20FPS content sharing simultaneously.

# Yealink VP59 Teams Video Phone Release

## Notes of Version 91.15.0.28

### 1. Introduction

- Firmware Version:  
VP59: 91.15.0.26 upgrades to 91.15.0.28
- Teams Version: 1449/1.0.94.2019110101
- Partner APP Version: 1.15.0.19111818
- Applicable Models: VP59
- Release Date: Nov 27<sup>th</sup>, 2019.

### 2. Feature List

1. Supported Huddle Room Solution.

### 3. Optimization

None

### 4. Bug Fixes

1. Fixed an issue that the phone may fail to generate “+” if you long press “0” on the dial pad and the phone screen may not display either.
2. Fixed an issue that the Mute state may not be prompted on Teams app during the call.
3. Fixed an issue that the incoming call may be rejected automatically while you are playing a voice mail.
4. Fixed an issue that the second digit may be missing if you dial a PSTN number and you press the digit too quickly on the dial pad.
5. Fixed an issue that you may probably hear an echo when using the speaker during the call.
6. Fixed an issue that you may hear a louder background noise if there is no one speaking during the call.

## 5. Features Descriptions

### 1. Supported Huddle Room Solution.

**Description:** The VP59 Teams phone is compatible with USB camera UVC30 Room and Bluetooth microphone CPW90-BT-Single, and all of these three can provide you a video conferencing solution for huddle room. You can configure the camera on the VP59 via Settings -> Camera settings, and configure Bluetooth microphone via Settings -> Mic-BT.

## Yealink VP59 Teams Video Phone Release

### Notes of Version 91.15.0.26

#### 1. Introduction

- Firmware Version:  
VP59: 91.15.0.16 upgrades to 91.15.0.26
- Teams Version: 1449/1.0.94.2019082001
- Partner APP Version:  
VP59: 1.15.0.19090415
- Applicable Models: VP59
- Release Date: Sept 24<sup>th</sup>, 2019.

#### 2. Feature List

1. Supported CAP.
2. Supported Dark Theme.
3. Supported Ringing Multiple Incoming Calls.
4. Supported IP Phone policies.

#### 3. Optimization

None

#### 4. Bug Fixes

1. Fixed an issue that after the outgoing call is cancelled, the ring back tone may still be heard in Teams app.
2. Fixed an issue that after a second call is placed, the Mute LED indicator may not be reset yet.
3. Fixed an issue that if there are two call notifications, it may not be updated automatically after you handled it.
4. Fixed an issue that if the user uses Teams Desktop Client to call the phone installed with Teams app, the phone may not ring but get a missed call notification.
5. Fixed an issue that the cached credentials of the last sign-in may be still

---

used for the next time when you sign into the Teams app.

## 5. Features Descriptions

### 1. Supported CAP.

**Description:** After the user signs into the CAP account, the phone is used directly as a common area phone. The following features are not available for a Common Area Phone:

- The Voicemail feature
- The Teams Meeting Feature
- The Phone Lock feature

### 2. Supported Dark Theme.

**Description:** You can enable or disable the Dark theme on the phone via Settings -> Dark theme.

## Yealink VP59 Teams Video Phone Release

### Notes of Version 91.15.0.16

#### 1. Introduction

- Firmware Version:  
VP59: 91.15.0.16
- Teams Version: 1449/1.0.94.2019062502
- Partner APP Version: 1.15.0.19070316
- Applicable Models: VP59
- Release Date: Jul 1<sup>st</sup>, 2019.

#### 2. Feature List

1. Calling
  - (1) Video calls/Audio calls
  - (2) Incoming/Outgoing P2P calls
  - (3) In-call controls via UI
  - (4) Call hold/Call mute/Call transfer/Call forward
  - (5) PSTN calls
  - (6) Synchronized call logs
  - (7) Configure incoming calls
  - (8) Visual Voicemail
2. Calendar and Presence
  - (1) Presence Integration, Presence status control
  - (2) Set status message
  - (3) Exchange Calendar Integration
  - (4) Contact Picture Integration
  - (5) Corporate Directory Access
3. Meetings
  - (1) One-click Join for Meetings
  - (2) Join Skype for Business meetings
  - (3) Meeting Call controls (Mute/unmute, hold/resume, hang up, add/remove participant)
  - (4) Meeting Details
  - (5) Schedule Teams meeting
  - (6) Join Skype for Business meeting
4. Phone Features

- (1) Personal/shared mode
- (2) Sign in with user credentials
- (3) Sign in via website
- (4) Dark theme
- (5) Time Display
- (6) Phone lock/unlock
- (7) Accessibility
- (8) Screensaver
- (9) Power Saving
- (10) Supports USB Headset
- (11) Supports Bluetooth Headset

## 3. Optimization

None

## 4. Bug Fixes

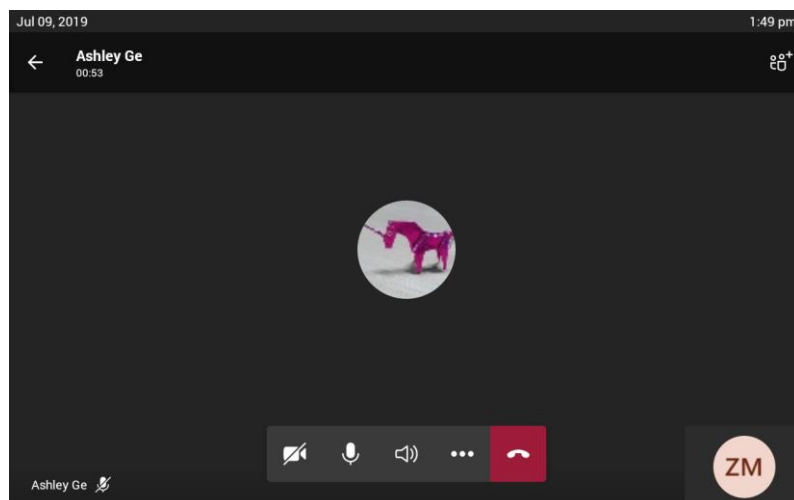
None

## 5. Features Descriptions

### 1. Calling experience

**Description:** The Microsoft Teams user can lift the handset or press the **Speaker** button to launch the dial pad on the calling screen. Alternatively, the user can use the hardware buttons to dial out a number.

#### Calling screen



### 2. Video experience

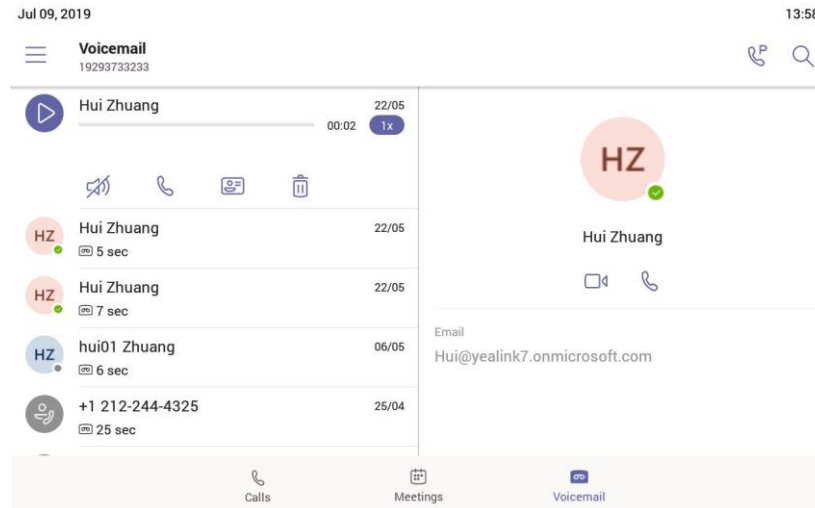


**Description:** During a video call, you can turn on the local camera so that the remote party can see your video image. You can also press the **VIDEO** key on the phone or press the camera button on touchscreen to turn on/turn off the local camera.



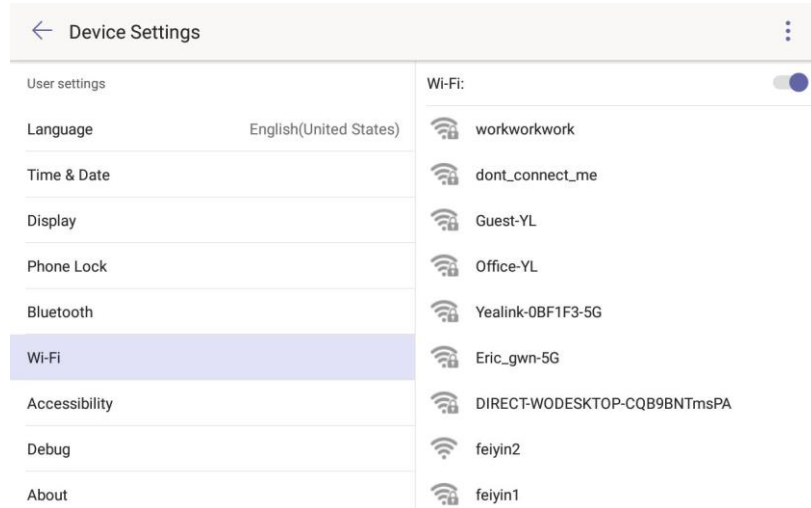
### 3. Voicemail

**Description:** The Microsoft Teams user can access their voicemail when they navigate to the **Voicemail** tab.



### 4. Wi-Fi

**Description:** When Wi-Fi feature is enabled on the phone, you can connect to the wireless network and check the Wi-Fi status. If the wireless network and the wired network are both available, the wireless network is with priority.



## 5. Limited upgrade/downgrade via license

**Description:** By default, the phone has a built-in Teams feature license, which allows user to use Yealink phones with Teams features directly. Any Open SIP/VCS build upgrades to Teams build will be required to apply and import the license. Any Teams will not be allowed to downgrade to the Open SIP/VCS from this release. If Teams are under temporary license (for demo testing purpose) and want to get back to Open SIP/VCS please contact Yealink support team for technical support for a unlock license.